



Medley® 30" shower end wall set w/ AIP backerboards 72445106



Features

- Tongue-and-groove modular design allows for easy installation during any phase of construction.
- Smooth wall design.
- Easy-to-clean, durable high-gloss finish.
- Factory-installed Aging in Place backerboards for future grab bar installation.

Material

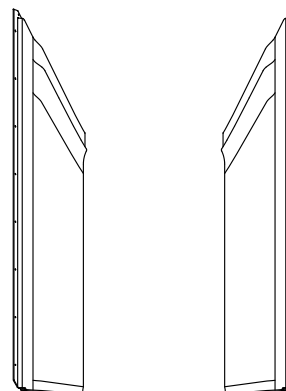
- Compression molded from our exclusive solid Vikrell® material.

Installation

- Alcove.
- Caulk-free installation.
- Must be installed with Ensemble Medley 7217 series shower base.
- Must be installed with Ensemble Medley 72432106 back wall.

Recommended Products/Accessories

1500D-36 Framed pivot shower door
1505D-36 Framed pivot shower door
1507D-36 Framed pivot shower door
1530D-36 Framed pivot shower door
1535D-36 Framed pivot shower door
K-23733 Vikrell® cleaner



Codes/Standards



CSA B45.5/IAPMO Z124
ASTM E162
ASTM E662

STERLING® Vikrell® or Acrylic Baths and Shower Bases Ten-Year Limited Warranty

See website for detailed warranty information.

Available Colors/Finishes

Color tiles intended for reference only.

Color	Code	Description
	0	White
	96	KOHLER Biscuit



Medley®
30" shower end wall set w/ AIP backerboards
72445106

No image available.

This product is a component and not intended to be a standalone installation.

Technical Information

All product dimensions are nominal.

Installation:	Three-wall alcove
Weight:	42 lbs (19.1 kg)
Maximum door height:	70-3/4" (1797 mm)
Maximum door width:	57-5/8" (1464 mm)

Notes

Install this product according to the installation instructions.