



Medley®

48" x 34" shower stall w/ AIP backerboards
72410106



Features

- 3-1/8" (79 mm) threshold.
- Tongue-and-groove modular design allows for easy installation during any phase of construction.
- Smooth wall design with molded-in shelves and shaving ledges.
- Easy-to-clean, durable high-gloss finish.
- Factory-installed Aging in Place backerboards for future grab bar installation.

Material

- Compression molded from our exclusive solid Vikrell® material.

Installation

- Alcove.
- Center drain.
- Caulk-free installation.


Recommended Products/Accessories

1500D-48 Framed pivot shower door
1505D-48 Framed pivot shower door
1506D-48 Framed pivot shower door
1530D-48 Framed pivot shower door
1535D-48 Framed pivot shower door
5475-48 Frameless sliding shower door
5477-48 Frameless sliding shower door
5970-48 Framed sliding shower door
5975-48 Framed sliding shower door
5976-48 Framed sliding shower door
5977-48 Framed sliding shower door
547808-48 Frameless sliding shower door
581075-48 Frameless sliding shower door
80001012 12" straight grab bar
80001018 18" straight grab bar
80001024 24" straight grab bar
72186104 Freestanding bath seat
K-23726 Drain treatment
K-23733 Vikrell® cleaner

Included Components

Product consists of:

72321100
72412106
72405106



Codes/Standards



CSA B45.5/IAPMO Z124
ASTM E162
ASTM E662
HUD, UM Bulletin 73

STERLING® Vikrell® or Acrylic Baths and Shower Bases Ten-Year Limited Warranty

See website for detailed warranty information.

Available Colors/Finishes

Color tiles intended for reference only.

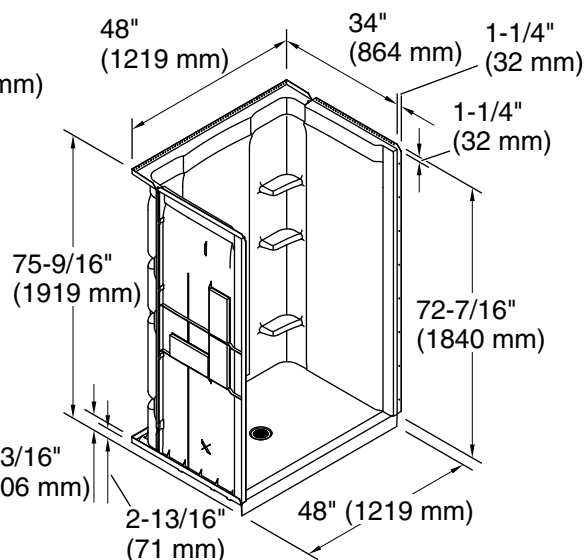
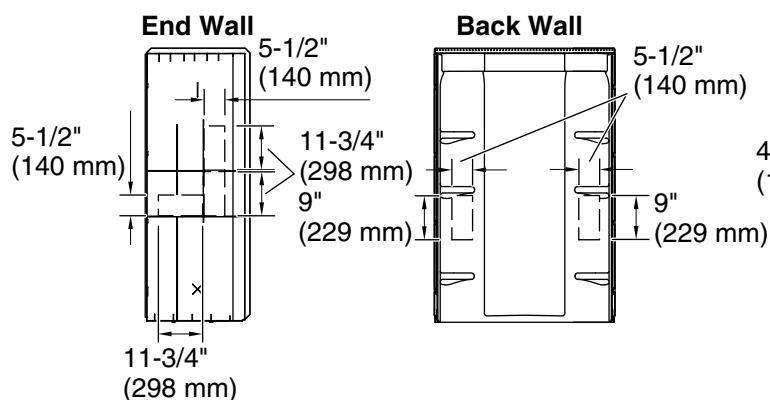
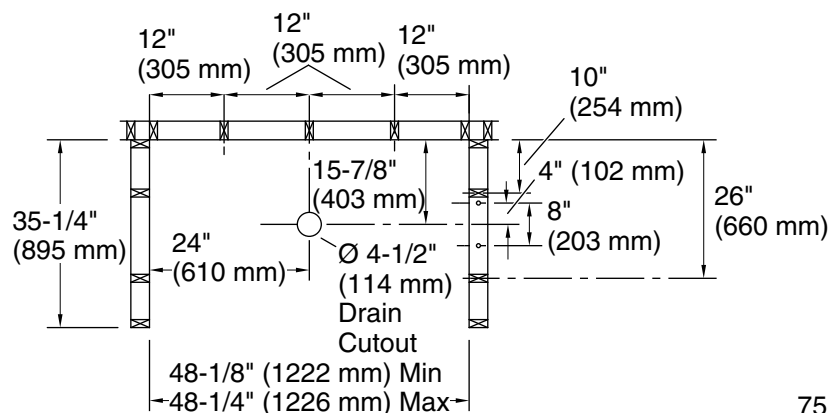
Color	Code	Description
	0	White
	96	KOHLER Biscuit

1-800-STERLING (1-800-783-7546)

Kohler Co. reserves the right to make revisions without notice to product specifications.

For the most current Specification Sheet, go to www.sterlingplumbing.com.

2-7-2022 02:40 - US//CA/LM



Note: Right and left end walls are the same, only mirrored.

□ Backer board locations

Technical Information

All product dimensions are nominal.

Installation:	Three-wall alcove
Drain location:	Center
Weight:	120 lbs (54.4 kg)
Maximum door height:	70-3/4" (1797 mm)
Maximum door width:	45-5/8" (1159 mm)

Notes

Install this product according to the installation instructions.

Studs should be positioned roughly as shown.

Double studding is recommended for pivot shower door installations.

Attach grab bars at the specified backer board locations only.