



Deluxe

70" H sliding shower door with 1/8"-thick glass

572116-3G06

Features

- Reversible top track and towel bar allow a choice between rounded or accented design
- Tempered glass ensures enhanced safety and durability
- Continuous guide mechanism for smooth, quiet sliding action and easy cleaning

Material

- Framed, 1/8" (3 mm) thick Rain tempered glass
- Anodized aluminum prevents rust and corrosion

Installation

- Fits opening widths 43-7/8" – 48-7/8" (1114 – 1241 mm)
- 70" (1778 mm) high, with 67-3/4" (1721 mm) minimum head clearance
- 3/8" (10-mm) out-of-plumb adjustability on each side simplifies installation
- Door can be installed to open to the left or right to suit your bathroom layout
- For residential use only
- Not for use in hospitality



Codes/Standards

ANSI Z97.1
CAN/CGSB-12.1
CPSC 16CFR 1201


STERLING® Bath and Shower Doors Three-Year Limited Warranty

See website for detailed warranty information.

Available Colors/Finishes

Color tiles intended for reference only.

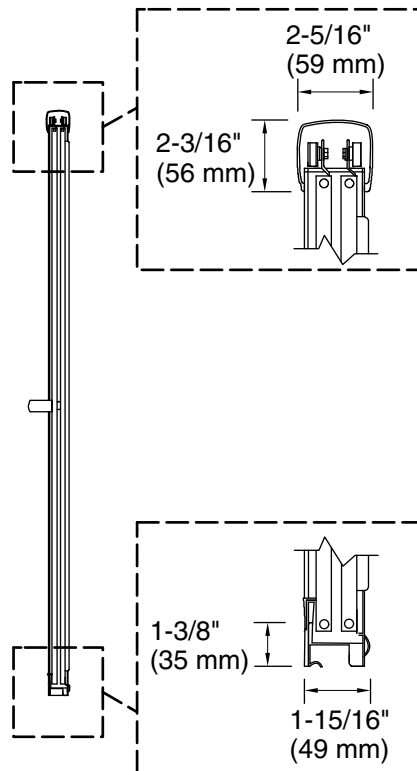
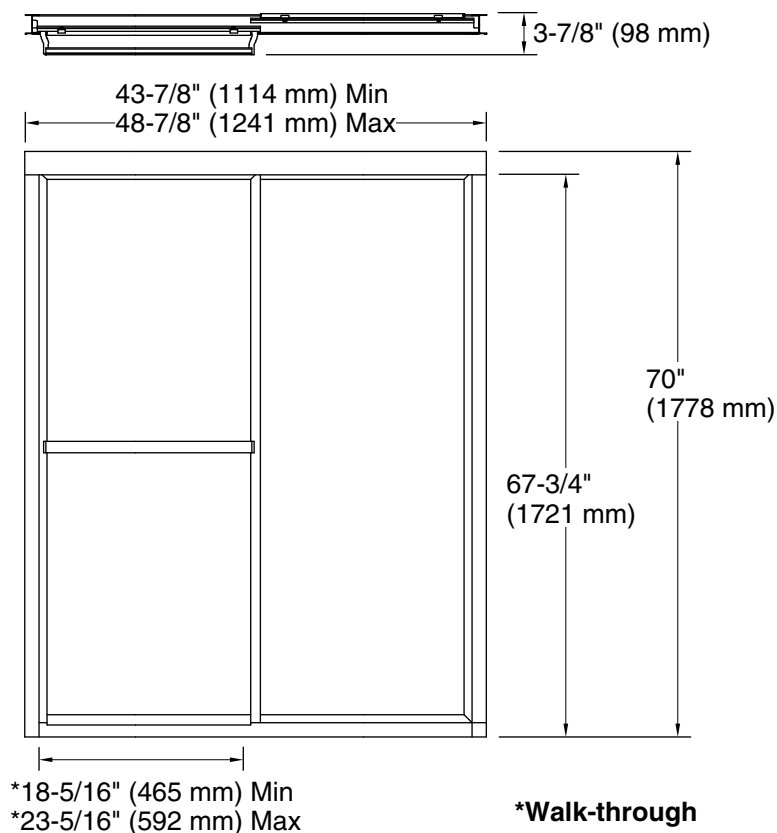
Color	Code	Description
-------	------	-------------

	S	Silver
---	---	--------

Available Glass Options

Code	Description
------	-------------

G06	Rain
-----	------



Technical Information

All product dimensions are nominal.

Installation type: For shower base installation

Base-To-Wall 1/2" (13 mm)

Radius – Max:

Notes

The vertical opening should be a minimum of 71-1/2" (1816 mm) to allow for installation clearance.