



# Deluxe

## Framed sliding shower door

### 572115-G05

#### Features

- Framed, 1/8" (3 mm) thick tempered glass
- Tempered glass ensures enhanced safety and durability
- Exterior towel bar
- Continuous guide mechanism for smooth, quiet sliding action and easy cleaning

#### Material

- Anodized aluminum prevents rust and corrosion

#### Installation

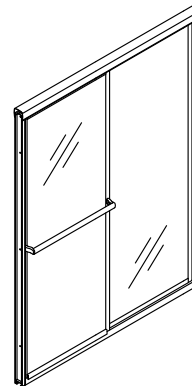
- Out-of-plumb adjustability simplifies installation
- Door can be installed to open to the left or right to suit your bathroom layout
- For residential use only
- Not for use in hospitality

#### Recommended Products/Accessories

K-23723 Faucet cleaner

#### Included Components

Additional Components:  
Hardware kit



#### Codes/Standards

ANSI Z97.1  
CPSC 16CFR 1201

#### STERLING® One-Year Limited Warranty

See website for detailed warranty information.

#### Available Colors/Finishes

*Color tiles intended for reference only.*

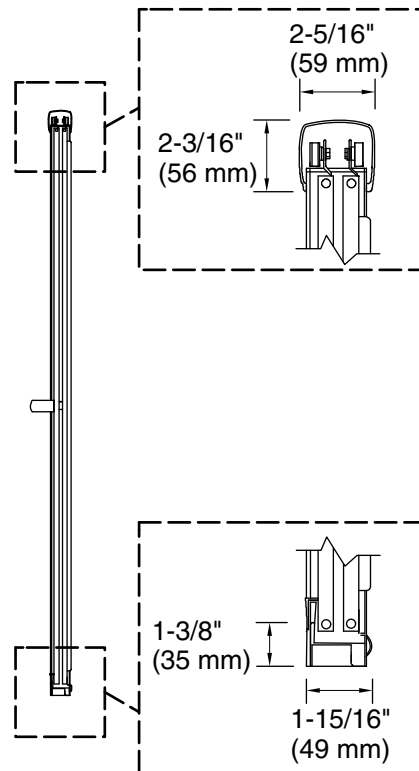
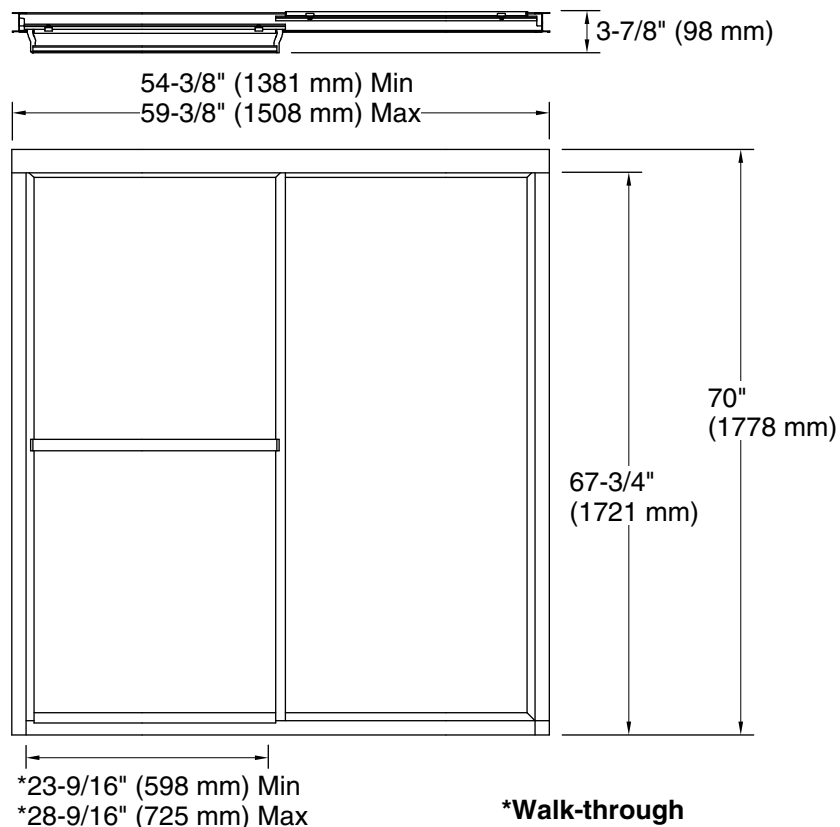
Color	Code	Description
-------	------	-------------



N	Nickel
S	Silver

#### Available Glass Options

Code	Description
G05	Clear



### Technical Information

All product dimensions are nominal.

Installation type: For shower base installation

Opening Width - 54-3/8" (1381 mm)  
Min:

Opening Width - 59-3/8" (1508 mm)  
Max:

Walk-through - Min: 23-9/16" (598 mm)

Walk-through - Max: 28-9/16" (725 mm)

Base-To-Wall 1/2" (13 mm)

Radius – Max:

Glass thickness: 1/8" (3 mm)

### Notes

The vertical opening should be a minimum of 71-1/2" (1816 mm) to allow for installation clearance.