



Windham™ Comfort Height®

Two-piece elongated 1.6 gpf chair height toilet
402325-RA

Features

- Two-piece design.
- Elongated bowl offers added room and comfort.
- Comfort Height® feature offers chair-height seating that makes sitting down and standing up easier for most adults.
- 1.6 gpf (6.0 lpf)
- Right-hand Polished Chrome trip lever.
- 2-1/8" (54 mm) fully glazed trapway.
- Combination consists of 403317 bowl and 402363-RA tank.

Technology

- Pro Force® Plus flushing technology delivers greater flushing power than previous Pro Force® models.

Installation

- Three-bolt quick-connect installation.
- Standard 12" (305 mm) rough-in.
- Seat and supply line sold separately.

Recommended Products/Accessories

K-20110 Brevia™ Quiet-Close™ Elongated Toilet Seat
K-4636 Cachet® Quiet-Close™ Elongated Toilet Seat
K-9466-R Right-Hand Trip Lever
K-5420 Low-Profile Bolt Caps
K-23726 Drain treatment

Included Components

Product consists of:

403317 Elongated chair height toilet bowl
402363-RA Toilet tank

Additional Components:

Bolt cap accessory pack
Tank cover
Tank mounting hardware
Trip lever



ADA

CSA B651

OBC

Codes/Standards



ASME A112.19.2/CSA B45.1
DOE - Energy Policy Act 1992
ADA
ICC/ANSI A117.1
CSA B651
OBC

STERLING® Warranty - Toilets and Lavatories

See website for detailed warranty information.

Available Colors/Finishes

Color tiles intended for reference only.

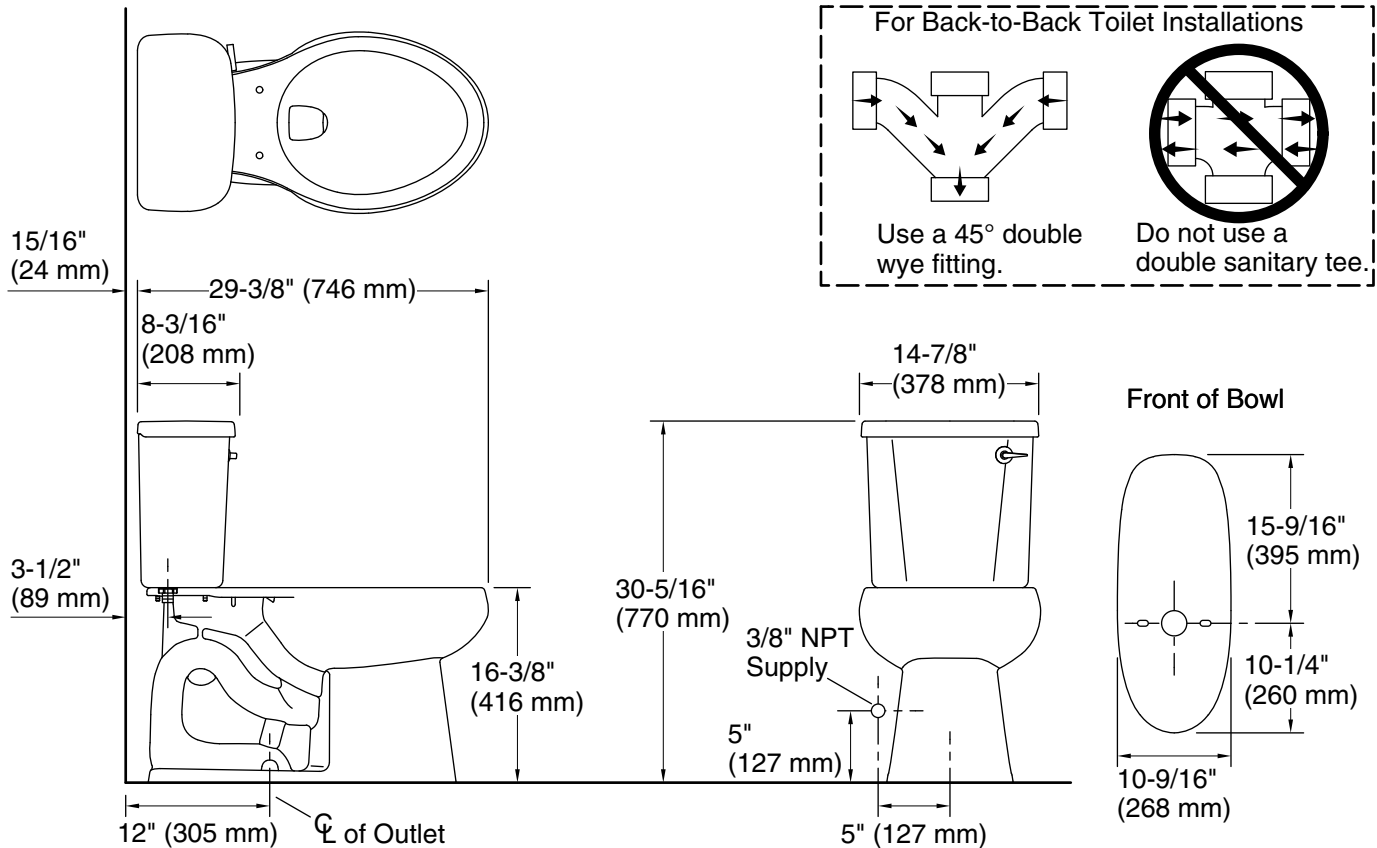
Color	Code	Description
	0	White
	96	KOHLER Biscuit



Windham™ Comfort Height®

Two-piece elongated 1.6 gpf chair height toilet

402325-RA



Technical Information

All product dimensions are nominal.

Toilet type:	Two-piece, Floor-mount
Waste Outlet:	Floor
Bowl shape:	Elongated
Flush type:	Gravity siphon jet
Trap passageway:	2-1/8" (54 mm)
Water Consumption	
Full:	1.6 gpf (6 lpf)
Rough-in:	12" (305 mm)

Notes

Install this product according to the installation instructions.

For back-to-back toilet installations: Use only a 45° double wye fitting.

ADA, OBC, CSA B651 compliant when installed to the specific requirements of these regulations.

Plumbing codes may require elongated toilets and elongated, open-front seats in public bathrooms.

Accessibility standards may require controls to be located on the open side of the toilet.

1-800-STERLING (1-800-783-7546)

Kohler Co. reserves the right to make revisions without notice to product specifications.

For the most current Specification Sheet, go to www.sterlingplumbing.com.