



## Windham™

Two-piece round-front 1.6 gpf toilet  
**402323**

### Features

- Two-piece design.
- Round-front bowl offers an ideal solution for smaller bathrooms and powder rooms.
- Standard height.
- 1.6 gpf (6.0 lpf)
- Left-hand Polished Chrome trip lever.
- 2-1/8" (54 mm) fully glazed trapway.
- Combination consists of the 403017 bowl and 402363 tank.

### Technology

- Pro Force® Plus flushing technology delivers greater flushing power than previous Pro Force® models.

### Installation

- Three-bolt quick-connect installation.
- Standard 12" (305 mm) rough-in.
- Seat and supply line sold separately.

### Recommended Products/Accessories

K-20111 Brevia™ Quiet-Close™ Round-Front Toilet Seat  
K-4639 Cachet® Quiet-Close™ Round-Front Toilet Seat  
K-9466-L Left-Hand Trip Lever  
K-5420 Low-Profile Bolt Caps  
K-23726 Drain treatment

### Included Components

Product consists of:

403017 Round-front toilet bowl  
402363 Toilet tank

Additional Components:

Bolt cap accessory pack  
Tank cover  
Tank mounting hardware  
Trip lever



### Codes/Standards



ASME A112.19.2/CSA B45.1  
DOE - Energy Policy Act 1992

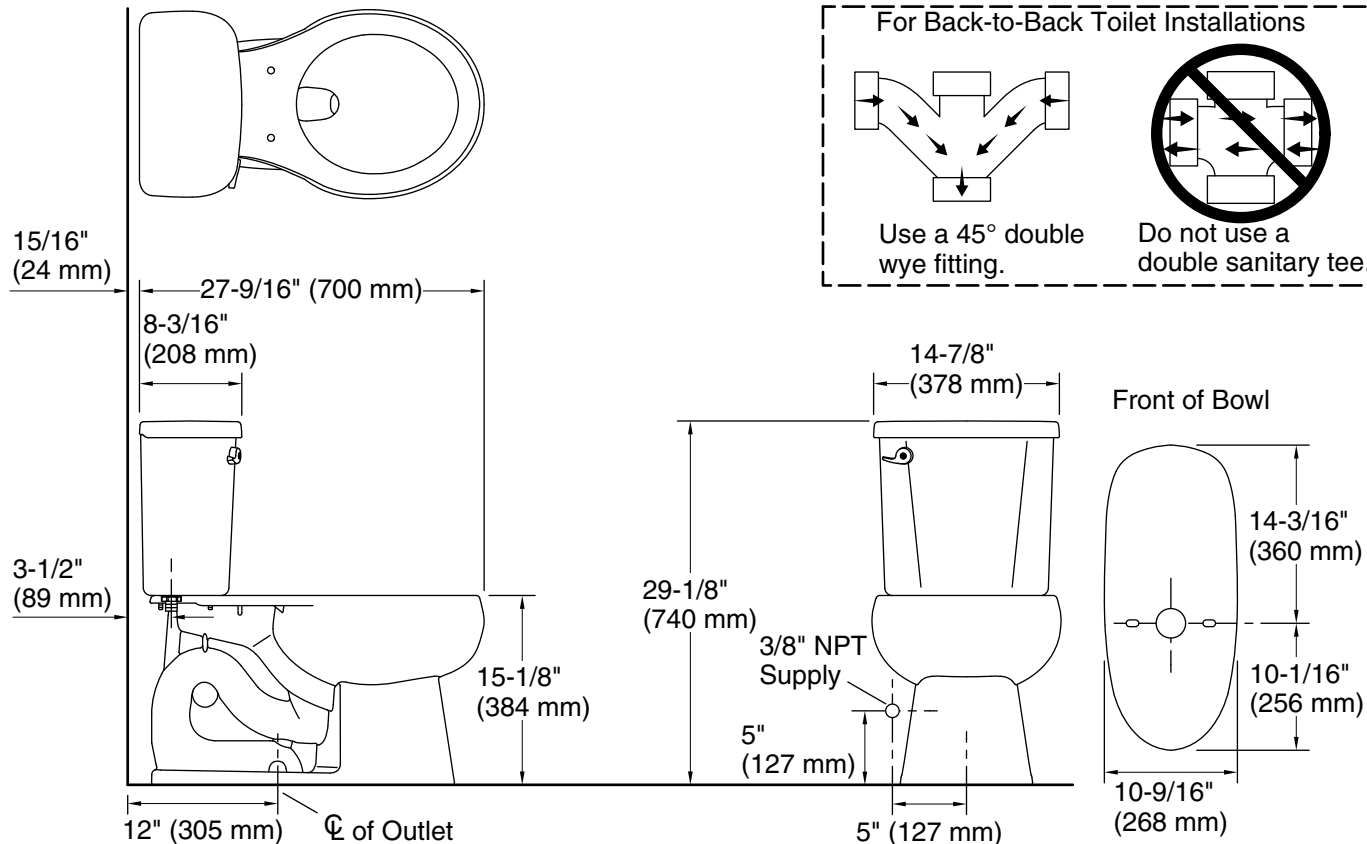
### STERLING® Warranty - Toilets and Lavatories

See website for detailed warranty information.

### Available Colors/Finishes

*Color tiles intended for reference only.*

Color	Code	Description
	0	White
	96	KOHLER Biscuit



### Technical Information

All product dimensions are nominal.

Toilet type:	Two-piece, Floor-mount
Waste Outlet:	Floor
Bowl shape:	Round-front
Flush type:	Flush Valve
Trap passageway:	2-1/8" (54 mm)
Water Consumption	
Full:	1.6 gpf (6 lpf)
Water surface size:	10" x 8" (254 mm x 203 mm)
Rim to water surface:	6-3/16" (157 mm)
Rough-in:	12" (305 mm)

### Notes

Install this product according to the installation instructions.

For back-to-back toilet installations: Use only a 45° double wye fitting.