

60" ACRYLIC SHOWER TRAY - WHITE

60 X 30 SHOWER TRAY

SKU: 948148



FEATURES

Product Finish: White
Material: Acrylic
60" x 30" overall dimensions:
60" L x 30" W x 3-11/16" H.
60" x 32" overall dimensions:
60" L x 31-3/4" W x 3-3/4" H.
60" x 34" overall dimensions:
60" L x 33-7/8" W x 3-11/16" H.
60" x 36" overall dimensions:
60" L x 36" W x 3-11/16" H.
One-piece construction.
Integral tile flange.
Non-skid surface.

SIGNATURE HARDWARE Lifetime Warranty

See website for detailed warranty information.

CONTENTS

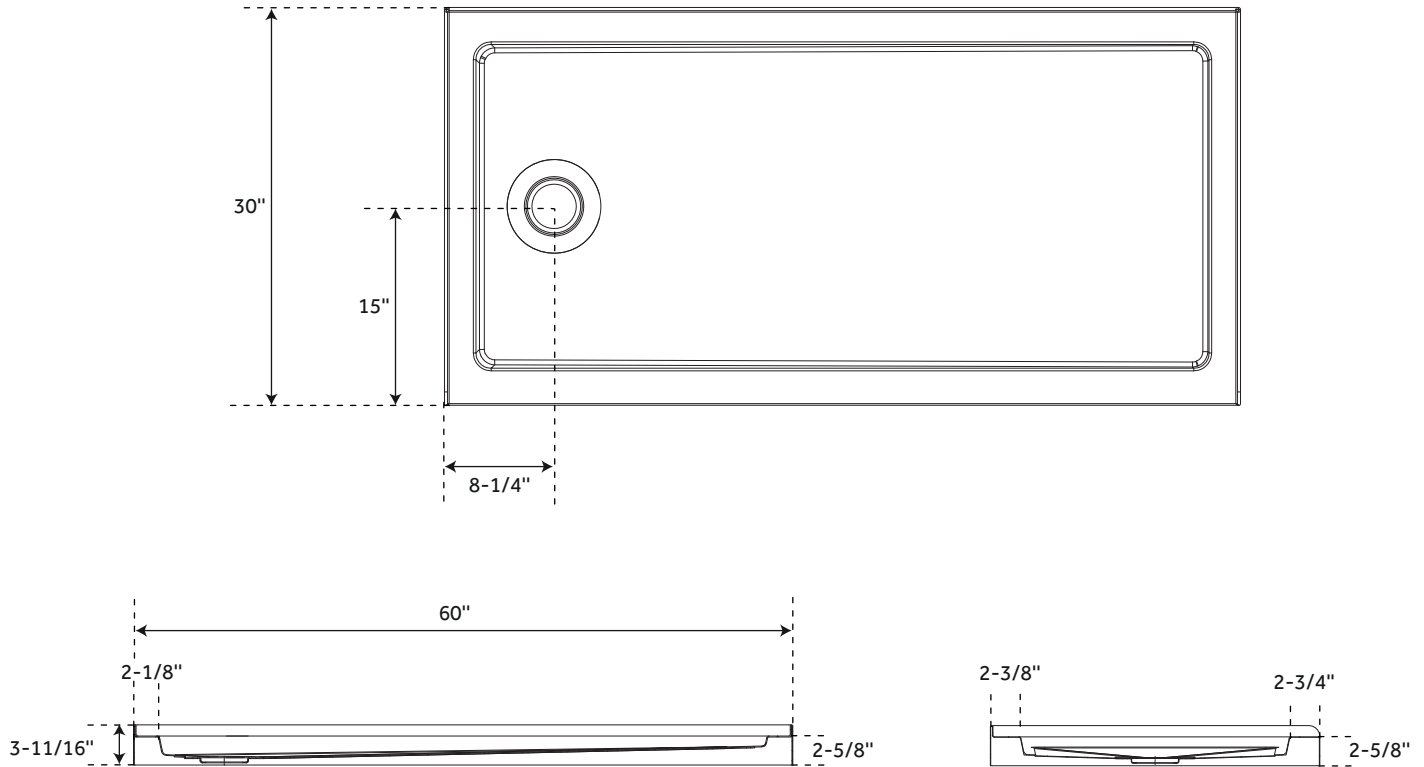
60 X 30 SHOWER TRAY	PAGE 2
60 X 32 SHOWER TRAY	PAGE 3
60 X 34 SHOWER TRAY	PAGE 4
60 X 36 SHOWER TRAY	PAGE 5

REVISED 01/21/2020

60" ACRYLIC

60 X 30 SHOWER TRAY

SKU: 948148



FEATURES

60" x 30" overall dimensions:

Length: 60"

Width: 30"

Height: 3-11/16"

One-piece construction.

Integral tile flange.

Non-skid surface.

CODES/STANDARDS

cUPC

CSA B45.5/IAPMO Z124

Massachusetts Accepted

SIGNATURE HARDWARE

LIFETIME WARRANTY

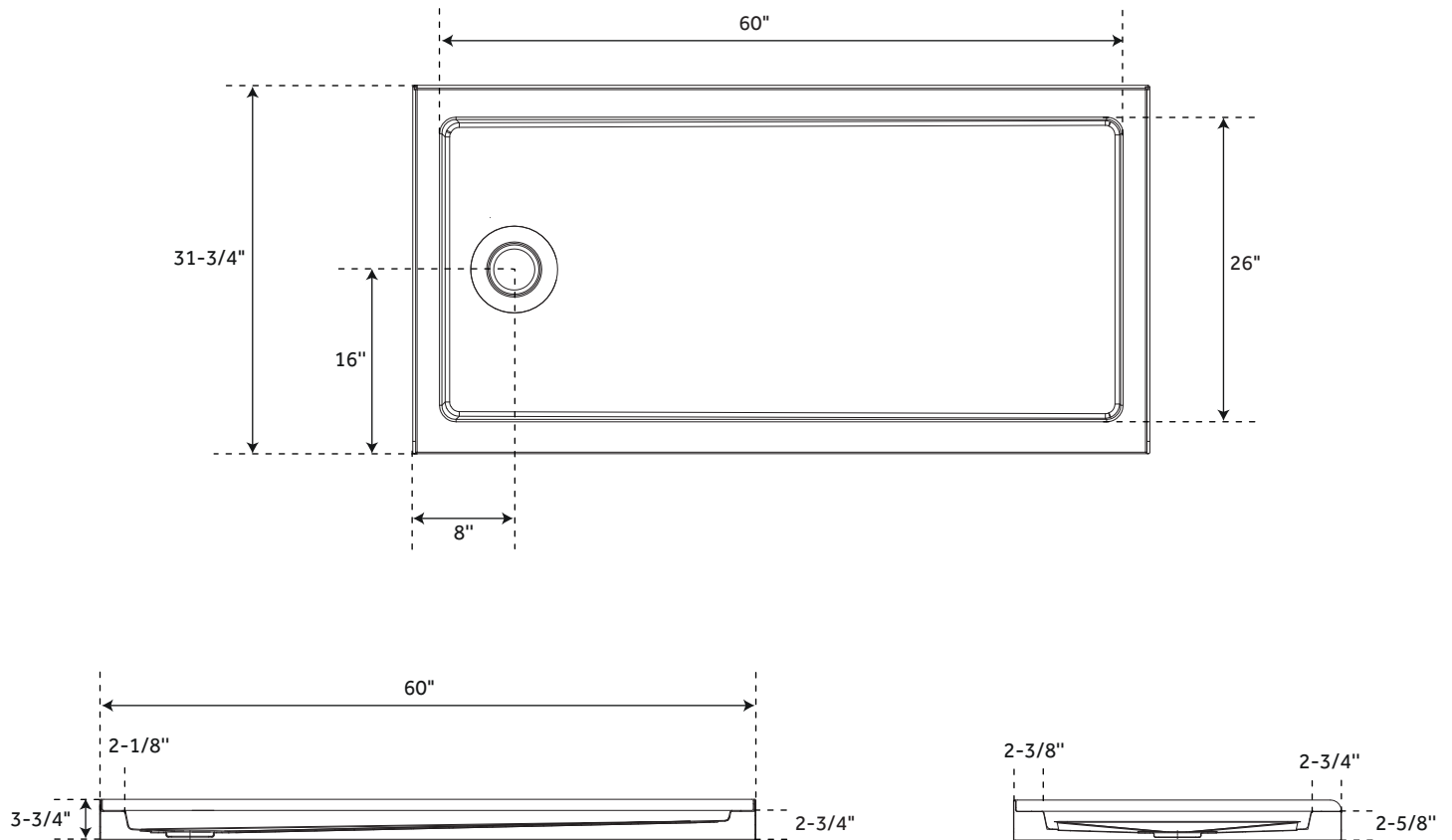
See website for warranty information



60" ACRYLIC

60 X 32 SHOWER TRAY

SKU: 948148



FEATURES

60" x 32" overall dimensions:

Length: 60"

Width: 31-3/4"

Height: 3-3/4"

One-piece construction.

Integral tile flange.

Non-skid surface.

CODES/STANDARDS

cUPC

CSA B45.5/IAPMO Z124

Massachusetts Accepted

SIGNATURE HARDWARE

LIFETIME WARRANTY

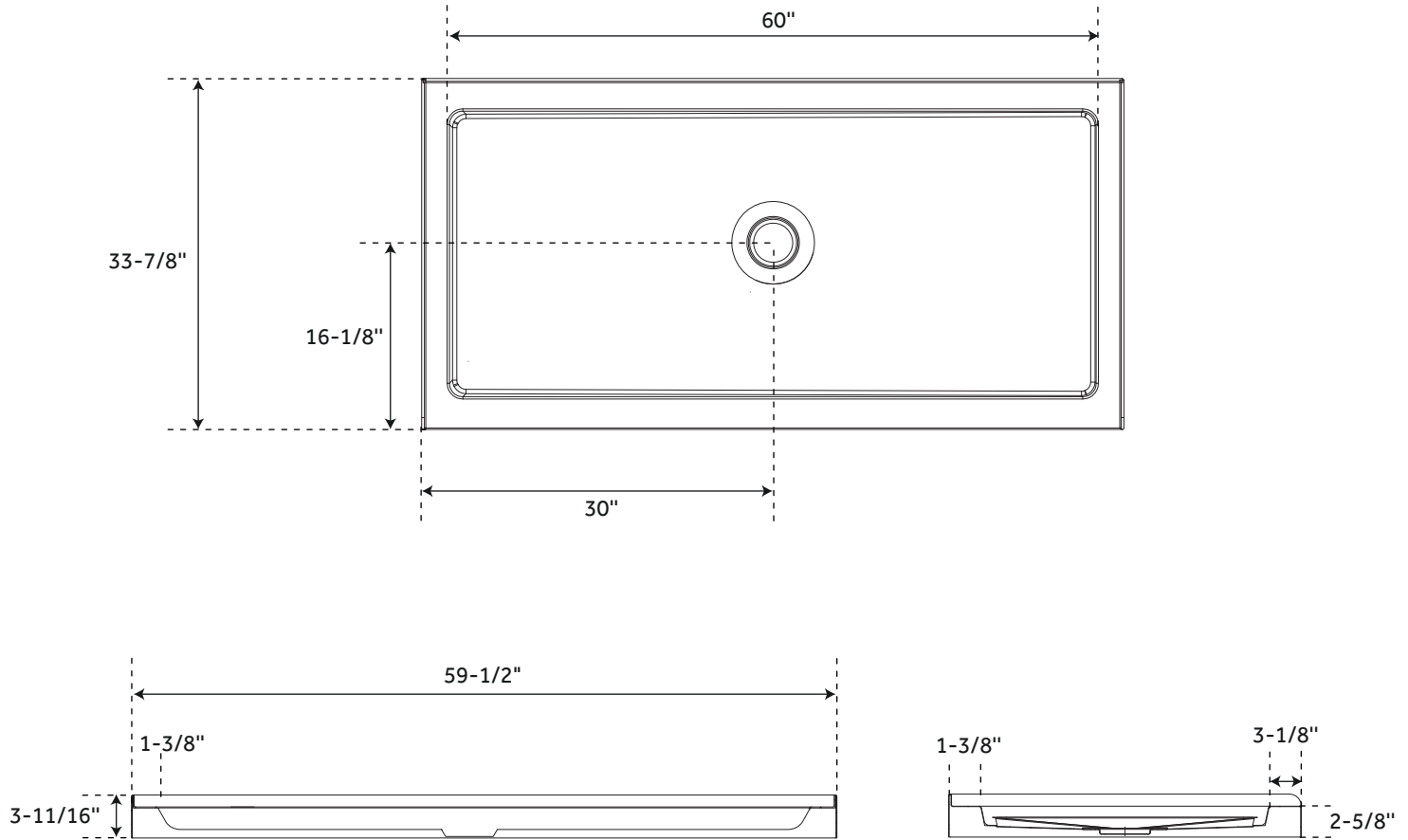
See website for warranty information



60" ACRYLIC

60 X 34 SHOWER TRAY

SKU: 948148



FEATURES

60" x 34" overall dimensions:

Length: 60"

Width: 33-7/8"

Height: 3-11/16"

One-piece construction.

Integral tile flange.

Non-skid surface.

CODES/STANDARDS

cUPC

CSA B45.5/IAPMO Z124

Massachusetts Accepted

SIGNATURE HARDWARE

LIFETIME WARRANTY

See website for warranty information



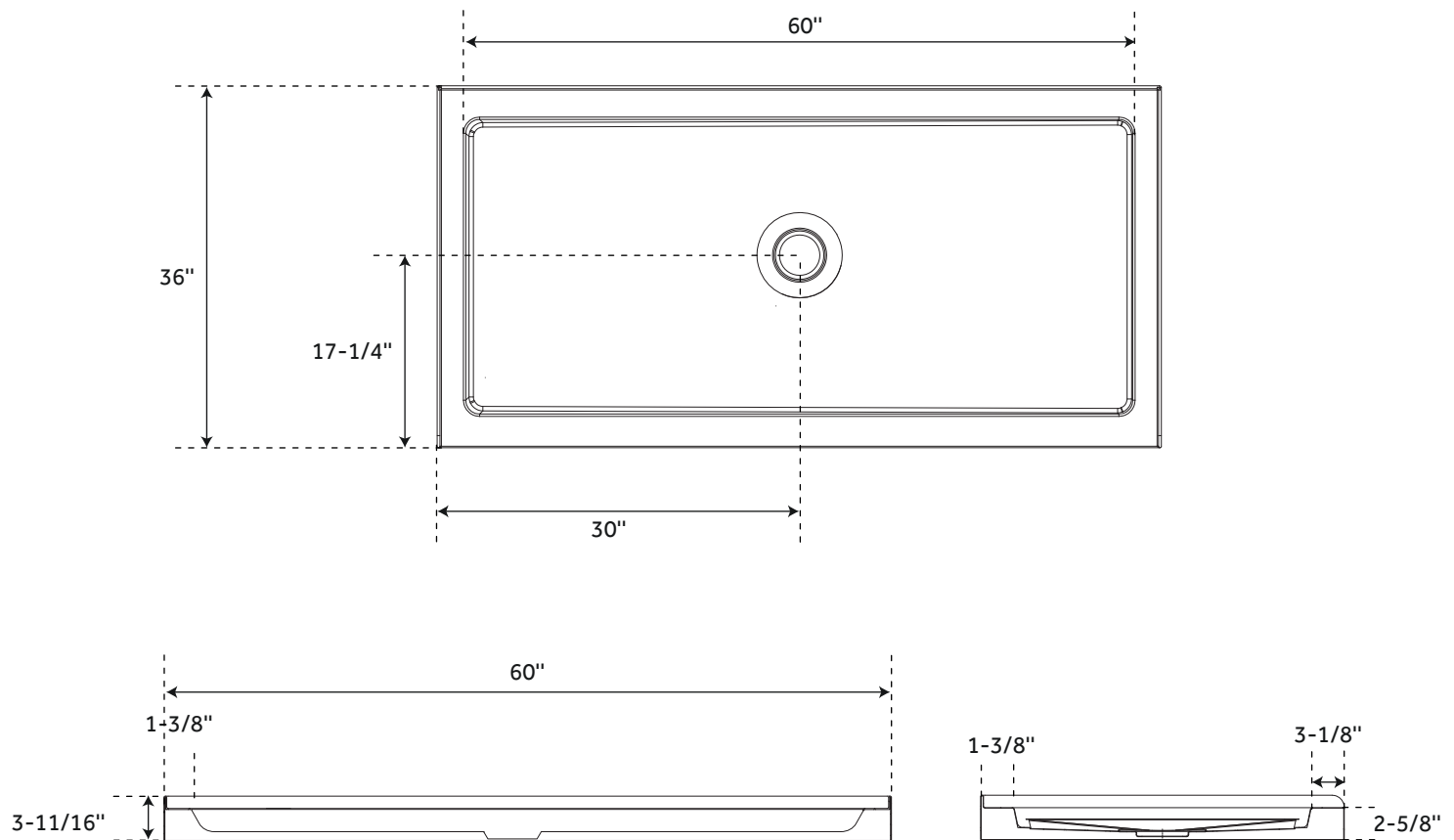
All dimensions and specifications are nominal and may vary. Use actual products for accuracy in critical situations.

PAGE 4
CODE: SHSB6034WH

60" ACRYLIC

60 X 36 SHOWER TRAY

SKU: 948148



FEATURES

60" x 36" overall dimensions:
Length: 60"
Width: 36"
Height: 3-11/16"

One-piece construction.
Integral tile flange.
Non-skid surface.

CODES/STANDARDS

cUPC
CSA B45.5/IAPMO Z124
Massachusetts Accepted

SIGNATURE HARDWARE LIFETIME WARRANTY

See website for warranty information



All dimensions and specifications are nominal and may vary. Use actual products for accuracy in critical situations.

PAGE 5
CODE: SHSB6036WH