

## Presence Cabinet

### GR2040D4AP1L Cabinet Specification Sheet

#### FEATURES

- Perimeter glow on edge
- Perimeter task light pattern on interior door mirror
- Integrated dimmable and tunable interior light controls
- Modular - combine multiple cabinets, lighting, or mirrors
- Mirrored interior with three adjustable, cantilevered glass shelves, adjustable in 1" increments
- Includes installation hardware for recess mounting
- Includes push-to-open door mechanism (VT-PUSHKIT)

|                  |               |
|------------------|---------------|
| Kelvin           | 2700K - 5600K |
| CRI              | 90+           |
| R9 Value         | 50+           |
| Delivered Lumens | 1773          |

#### ELECTRICAL FEATURES

- Standard knock out for 1/2" (13mm) cable connector
- Wired Internally - Front access serviceability
- One standard 110V outlet in the vertical column
- One 5A USB/110V combination outlet - USB-C & USB-A
- Automatic integrated vertical interior LED lighting
- Includes Wire Organizer (VT-WIREORG), and Illuminated Sliding Pull-Out Mag Mirror (VT-SPOMM-L)


#### CONSTRUCTION

- Blum 110° slow close hinges
- Rust free Satin anodized aluminum construction
- 3 mirror design - cabinet interior and both sides of door
- Safeseal® Gasket with sealed corners on cabinet body

#### DIMENSIONS

- Width: 19-1/4" (489 mm)
- Height: 39-1/2" (1003 mm)
- Depth: 4-5/8" (118 mm) When surface mounted  
15/16" (23 mm) When recessed

#### MORE INFORMATION




Scan the QR code to see the rough opening and electrical details found in the Presence cabinet installation instructions.

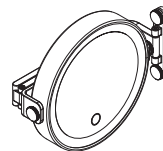
Use the camera app on your mobile device to look at this QR code. This will allow you to quickly access web pages and other relevant documents.

#### MODEL NUMBER KEY

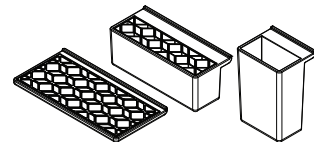
| PRODUCT LINE | WIDTH | HEIGHT | DEPTH | MIRROR OPTIONS        | DOOR OPTIONS    | HINGE SIDE    |
|--------------|-------|--------|-------|-----------------------|-----------------|---------------|
| GR           | 20    | 40     | D4    | AP = Arched, Polished | 1 = Single Door | L = Left Hand |



#### Included Accessories:



VT-SPOMM-L



HT-ORGKIT



VT-PUSHKIT



VT-WIREORG



HT-MAGORG

OPTIONS

- Other widths / heights / door designs available
- Assorted glass bins:
  - Medium (GLASSBIN5.25)
  - Large (GLASSBIN8.5)
- Storage accessories supplied with cabinet, also available separately: HT-MAGORG, HT-ORGKIT, HT-STORAGETRAY, VT-WIREORG, VT-SPOMM-L

CODES & STANDARDS

Electric Option Models are ETL certified to:

- UL 962
- CSA Standard C22.2 No. 68

INSTALLATION OPTIONS

- Compatible Mounting Kits (Single Cabinet):
  - Surface Mount Kit (P2SMKIT30D4P)
- Pairs with Modular mirrors
- Gangs to M-Series Reserve Cabinet via:
  - Surface Mount Ganging Kit (P2SM-GKIT30D4P)
  - Recessed Ganging Kit (P2RMGKIT)
- Compatible with Vesper, Tenor, InLine, and Profiles Lights
- Compatible with M Reserve, M Series, Profiles, PL Series, PL Portray, AiO, AiO Reserve, and Vitality Cabinets
- **Recessed Mount Rough Opening:**  
**18-1/2" W x 29-1/4" H (470 mm W x 743 mm H)**

