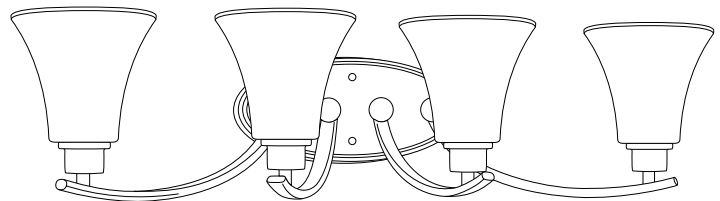
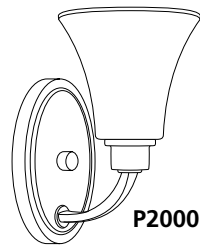
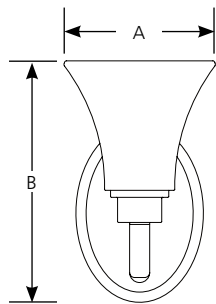


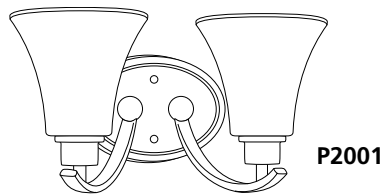
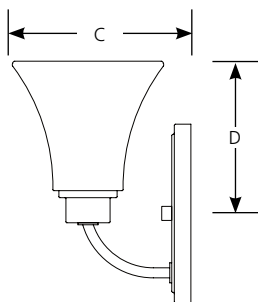
Type _____

	-09	-20
P2000	<input type="checkbox"/>	<input type="checkbox"/>
P2001	<input type="checkbox"/>	<input type="checkbox"/>
P2002	<input type="checkbox"/>	<input type="checkbox"/>
P2003	<input type="checkbox"/>	<input type="checkbox"/>

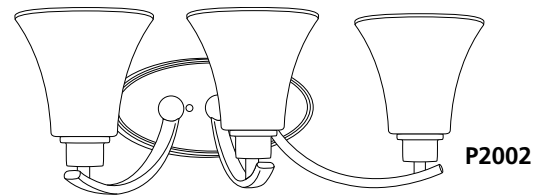
Catalog No.	Finish		Lamping	Dimensions (Inches)			
	Brushed Nickel	Antique Bronze		A	B	C	D
P2000	-09	-20	1 (m) 100w	6	9-1/2	7	6
P2001	-09	-20	2 (m) 100w	14	7-5/8	8-1/8	4-1/8
P2002	-09	-20	3 (m) 100w	22	7-5/8	8-1/8	4-1/8
P2003	-09	-20	4 (m) 100w	30	7-5/8	8-1/8	4-1/8



P2003



P2001



P2002

Specifications:

General

- White etched glass (-09) or etched light amber glass (-20) shades: 6" dia.
- Can be mounted in "up" or "down" position
- Steel construction
- Hand painted antique bronze (-20) or plated brushed nickel (-09) finish

P2002 10" x 4-1/2" x 3/4" (horizontal oval)

P2003 10" x 4-1/2" x 3/4" (horizontal oval)

- Mounting strap for outlet box included
- Threaded socket ring secures glass

Electrical

- Ceramic medium base sockets
- Pre-wired

Labeling

- UL-CUL damp location listed

Mounting

- Wall mounted
- Back plate covers a standard recessed 4" octagonal outlet box

P2000 5" x 7" x 3/4" (vertical oval)

P2001 7" x 5" x 3/4" (horizontal oval)