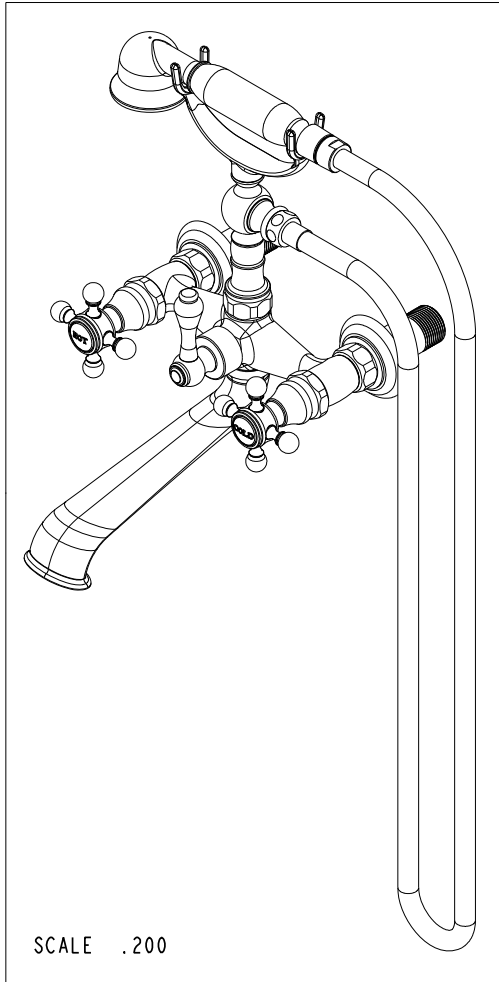


NOTES:

(NI) 1. FIT / FORM / FUNCTION SHALL FOLLOW PS-E.008.



BILL OF MATERIAL (CURRENT LEVEL)

ITEM	PT/ASSY	DESCRIPTION	TYPE	QTY.
1	10326	BODY - FOR 933,934	PART	1
2	2-220	RISER ASM	ASSEMBLY	1
3	10442	SEAT FOR CARTRIDGE	PART	2
4	1-326	W/S CARTRIDGE FRICTION - HOT	PART	1
5	1-325	W/S CARTRIDGE FRICTION - COLD	PART	1
6	12062	ADAPTER - 20-T X 16-T	PART	2
7	91039	WSHR, .625 ID X 1.00 OD X .125 THK, RUBBER	PART	2
8	12458	NIPPLE 3/4 X 2.8"	PART	2
9	281	HANDSHOWER ASM	ASSEMBLY	1
10	284	59 IN. SPIRAL SHOWER HOSE	ASSEMBLY	1
11	12585	SPOUT	PART	1
12	91028	O-RING, #2- 113, EPDM, 65-75 DURO, NSF 61	PART	1
13	1-076	CARTRIDGE DIVERTER ASM	ASSEMBLY	1
14	1-048	DIVERTER STOPPER ASM	ASSEMBLY	1
15	91020	O-RING, #2-016, EPDM, 65-75 DURO, NSF 61	PART	2
16	10332	HEX NUT	PART	2
17	2-221	FLANGE ASM	ASSEMBLY	2
18	92539	SCRW, M4X22 FLAT HD SOCKET HD CAP	PART	2
19	12518	BONNET	PART	2
20	2-141	HANDLE ONLY, HOT	ASSEMBLY	1
21	2-142	HANDLE ONLY, COLD	ASSEMBLY	1
22	12516	BASE - C/S BAR	PART	1
23	20-181	LEVER HANDLE ASM - C/S BAR	ASSEMBLY	1

SCALE .200

TESTING	-	-	-
ASSEMBLY	-	-	-
PLATING	-	-	-
POLISHING	-	NEXT ASSY	USED ON
MACHINING	-	APPLICATION	
TOOLING FIXTURE #	REMOVE ALL BURRS AND SHARP EDGES		





UNITS ARE: INCHES [MM]
 TOLERANCES ARE:
 FRACTIONS DECIMALS ANGLES
 $\pm 1/16"$.X $\pm .1$ [2.5] $\pm 1"$
 .XX $\pm .06$ [1.5]
 (X.XXX) DENOTES CRITICAL DIMS.
 ALL THREADS ARE CRITICAL

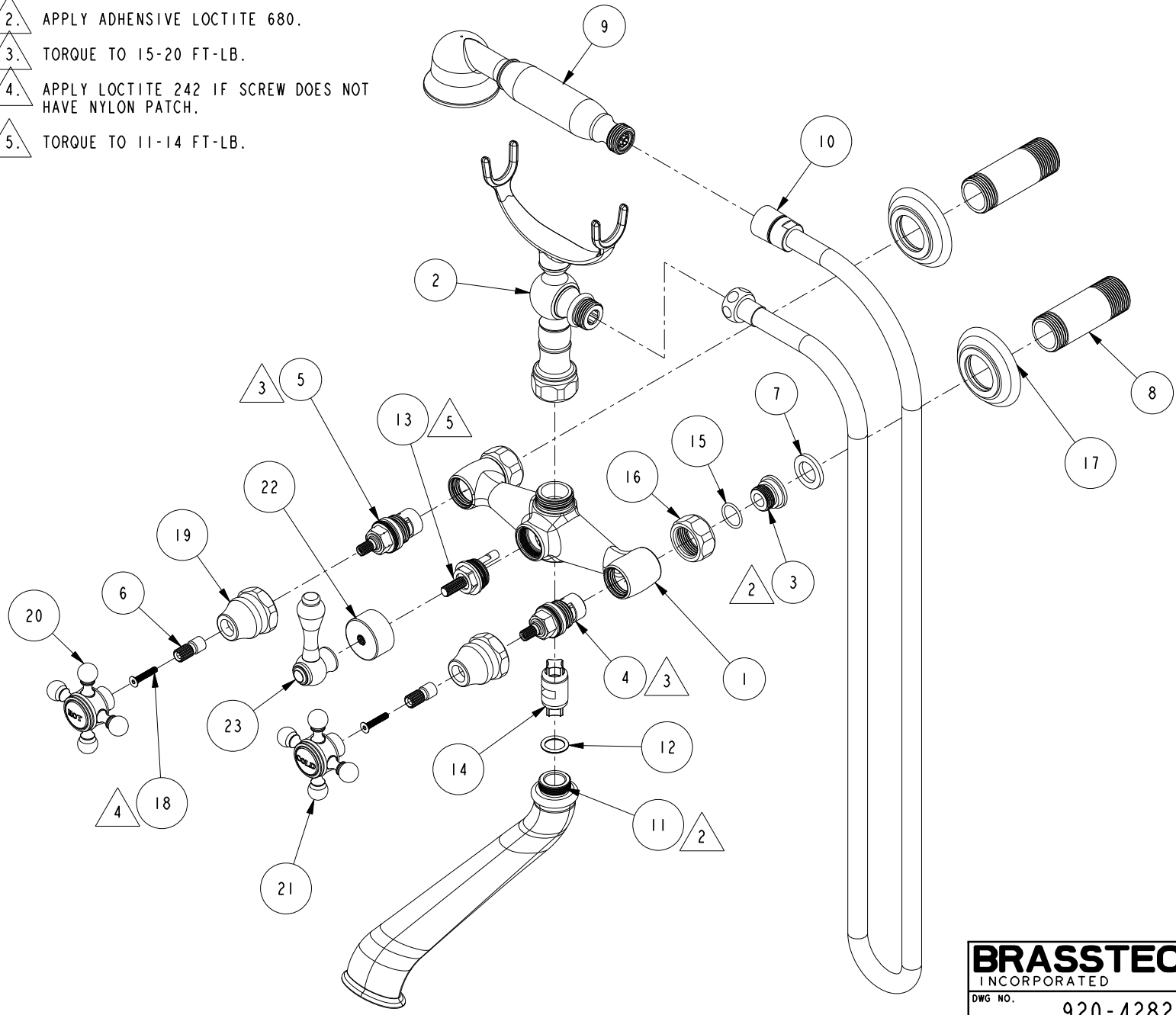
BRASSTECH 2001 CARNEGIE AVE.
 INCORPORATED SANTA ANA, CA 92705
 (949) 417-5207
EXPOSED TUB FILLER, WALL MOUNT

-	A	EN-3150a	05/18/17	J.M.
-	-	EN-3058b	09/13/16	AN
ZONE	REV	DESCRIPTION	DATE	APPROVED

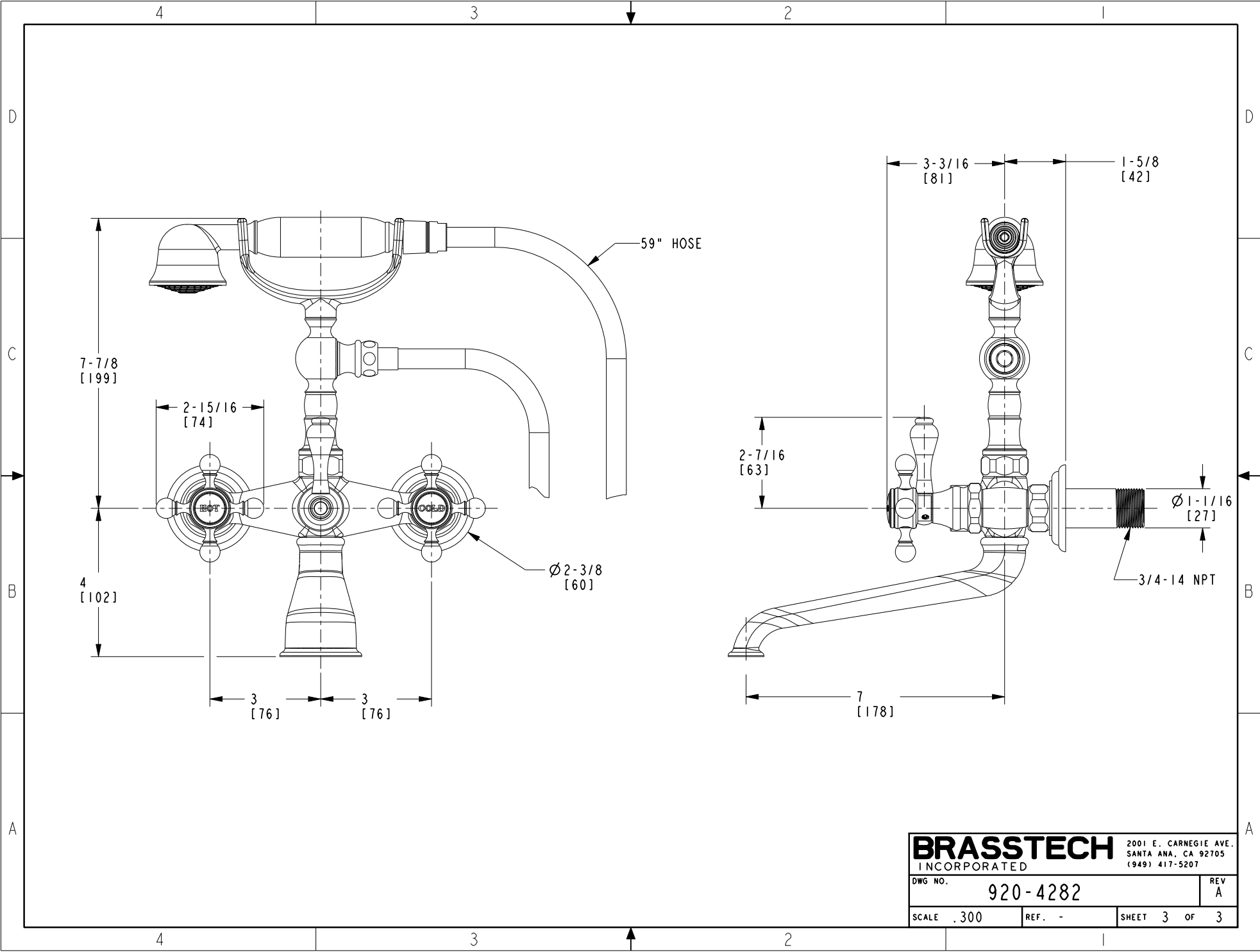
COPYRIGHT 2005 BRASSTECH, INC.
 THESE DRAWINGS AND THE DESIGNS
 DEPICTED HEREIN ARE THE PROPRIETARY
 PROPERTY OF BRASSTECH. ANY USE
 OR REPRODUCTION IS SUBJECT TO
 THE EXPRESS APPROVAL OF BRASSTECH.
 UNAUTHORIZED USE IS STRICTLY
 PROHIBITED. ALL RIGHTS RESERVED.

DRAWN	AN	09/13/16	DWG NO.	920-4282	REV	A
CHECKED	AN	09/13/16	SCALE	.067	REF.	-
APPROVED	AN	09/13/16	SHEET	1	OF	3

- (N2)  2. APPLY ADHENSIVE LOCTITE 680.
- (N3)  3. TORQUE TO 15-20 FT-LB.
- (N4)  4. APPLY LOCTITE 242 IF SCREW DOES NOT HAVE NYLON PATCH.
- (N5)  5. TORQUE TO 11-14 FT-LB.



BRASSTECH		2001 E. CARNEGIE AVE.
INCORPORATED		SANTA ANA, CA 92705
		(949) 417-5207
DWG NO.	920-4282	REV A
SCALE .250	REF. -	SHEET 2 OF 3



BRASSTECH		2001 E. CARNEGIE AVE.	
INCORPORATED		SANTA ANA, CA 92705	
		(949) 417-5207	
DWG NO.	920-4282	REV	A
SCALE .300	REF. -	SHEET 3	OF 3