

4

3

2

1

NOTES:

(N1) 1. FIT / FORM / FUNCTION SHALL FOLLOW PS-E.008.

BILL OF MATERIAL (CURRENT LEVEL)

ITEM	PT/ASSY	DESCRIPTION	TYPE	QTY.
1	8-033	SHOWER PLATE ASM	ASSEMBLY	1
2	3-594	LEVER HANDLE W/ESC.	ASSEMBLY	1

D

C

B

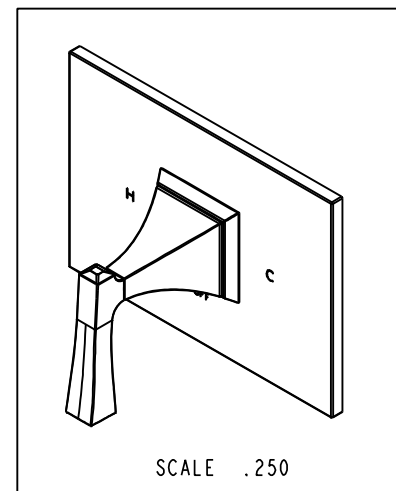
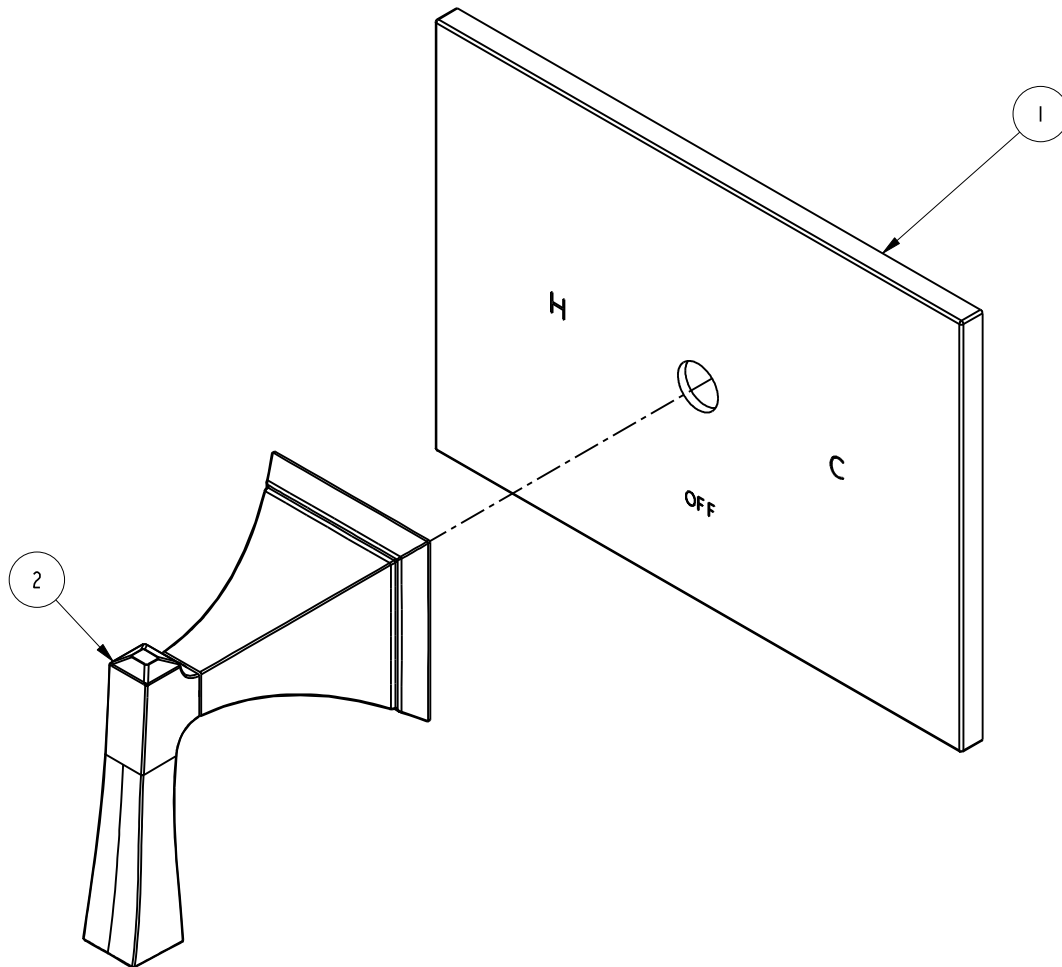
A

D

C

B

A



TESTING	-	-	-
ASSEMBLY	-	-	-
PLATING	-	-	-
POLISHING	-	NEXT ASSY	USED ON
MACHINING	-	APPLICATION	
TOOLING FIXTURE #	REMOVE ALL BURRS AND SHARP EDGES		

UNITS ARE: INCHES [MM]	
TOLERANCES ARE:	
FRACTIONS	DECIMALS
±1/16"	±.005"
ANGLES ±1°	
.X ±.1 [2,5]	
.XX ±.06 [1,5]	
(X.XXX) DENOTES CRITICAL DIMS.	
ALL THREADS ARE CRITICAL	
DRAWN	VINAY 11/11/16
CHECKED	RAVINDRA 11/11/16
APPROVED	R.S 11/11/16

**BRASSTECH** 2001 CARNEGIE AVE.  
INCORPORATED SANTA ANA, CA 92705  
(949) 417-5207

TRIM KIT TUB / SHOWER BP

DWG NO. 4-2574BP REV A

SCALE .500 REF. - SHEET 1 OF 3

-	A	EN-3185	11/11/16	R.S
-	-	EN-2367b	05/27/15	J.M
ZONE	REV	DESCRIPTION	DATE	APPROVED

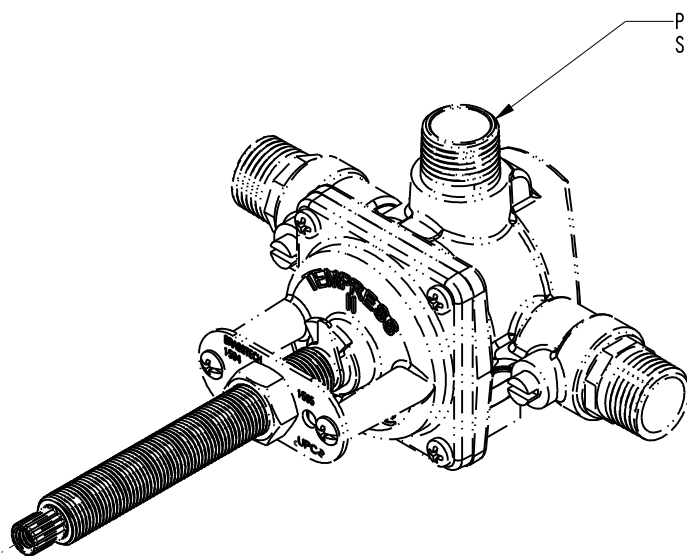
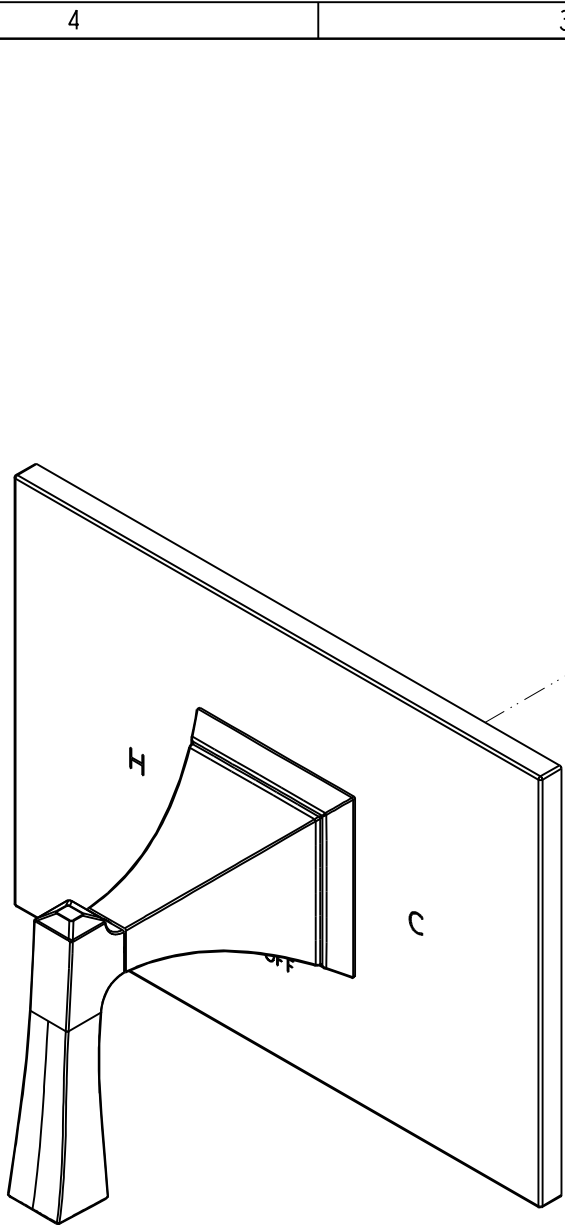
COPYRIGHT 2005 BRASSTECH, INC.  
THESE DRAWINGS AND THE DESIGNS  
DEPICTED HEREIN ARE THE PROPRIETARY  
PROPERTY OF BRASSTECH. ANY USE  
OR REPRODUCTION IS SUBJECT TO  
THE EXPRESS APPROVAL OF BRASSTECH.  
UNAUTHORIZED USE IS STRICTLY  
PROHIBITED. ALL RIGHTS RESERVED.

4

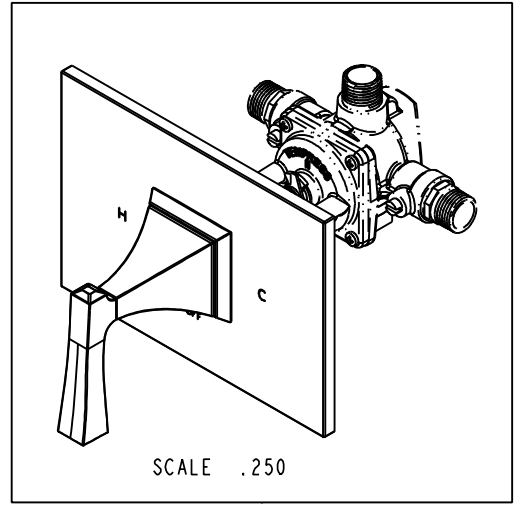
3

2

1



PN: 1-594  
SOLD SEPARATELY

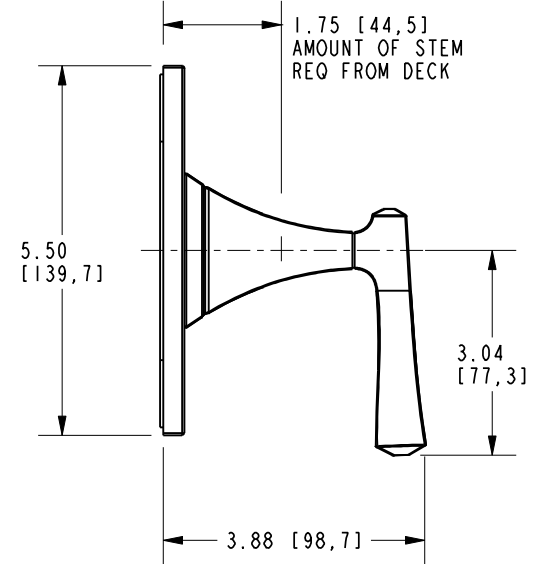
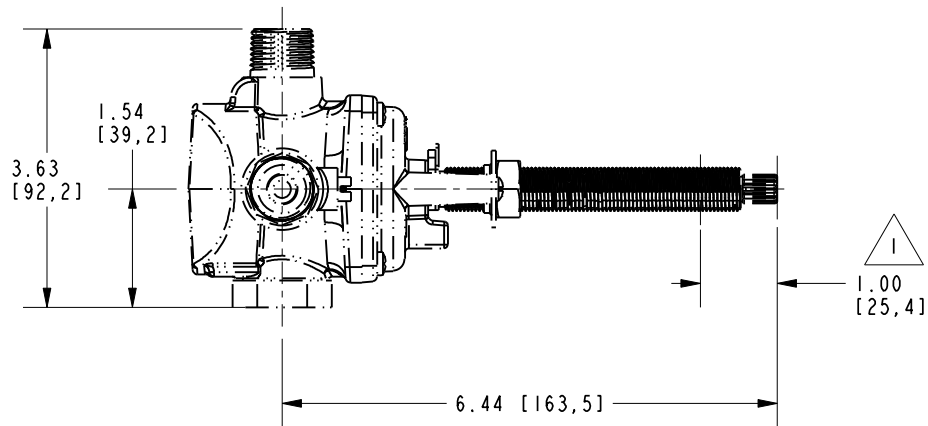
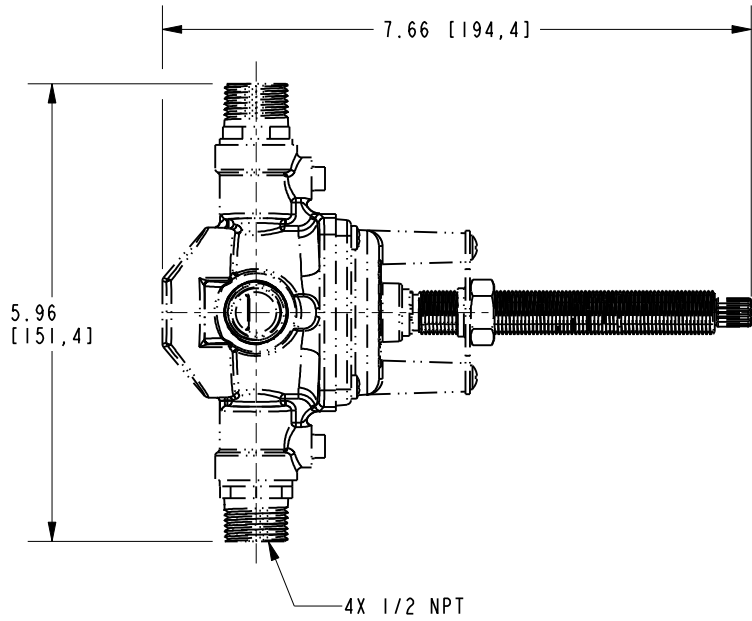


SCALE .250

<b>BRASSTECH</b>		2001 E. CARNEGIE AVE.	
INCORPORATED		SANTA ANA, CA 92705	
		(949) 417-5207	
DWG NO.	4-2574BP	REV	A
SCALE .500	REF. -	SHEET 2	OF 3

NOTES:

1. CUT ALL-THREAD 1" SHORTER THAN STEM.



<b>BRASSTECH</b> INCORPORATED		2001 E. CARNEGIE AVE. SANTA ANA, CA 92705 (949) 417-5207
DWG NO.	4-2574BP	REV A
SCALE .350	REF. -	SHEET 3 OF 3