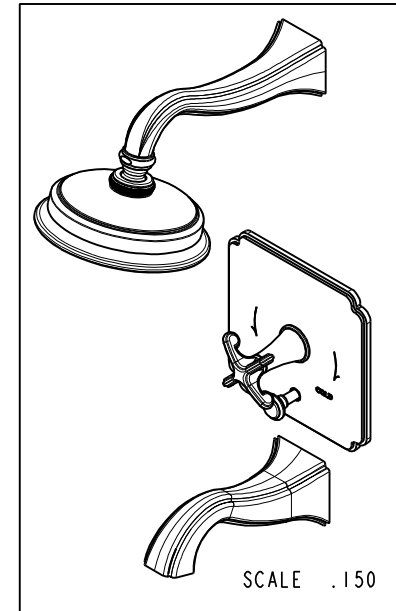
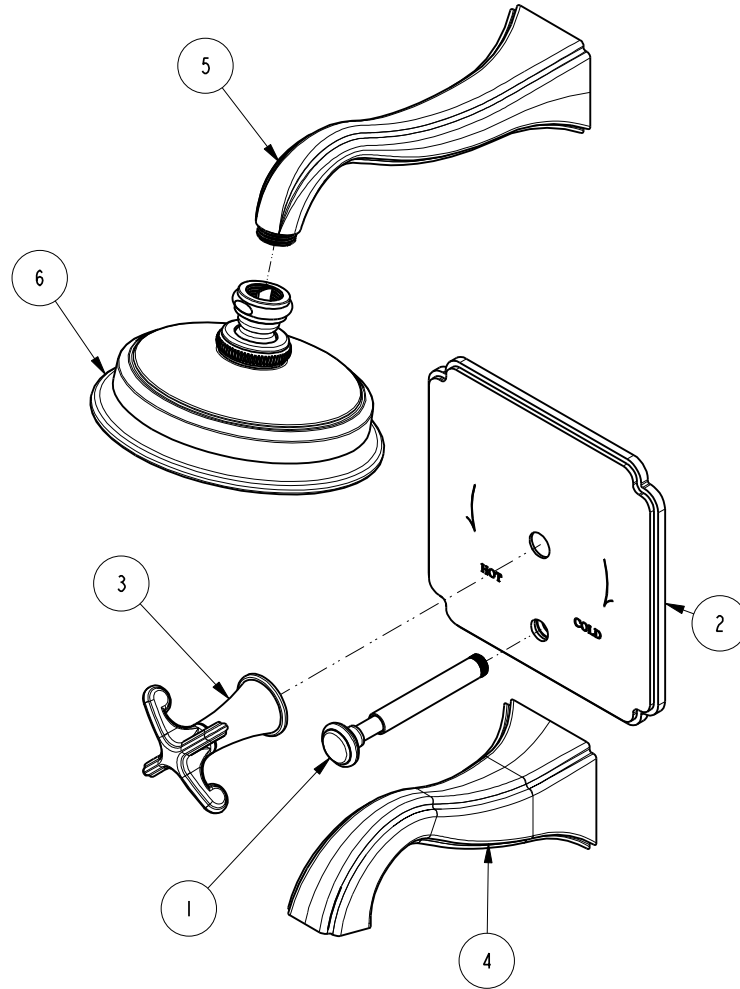


NOTES:

(N1) 1. FIT / FORM / FUNCTION SHALL FOLLOW PS-E.008.

BILL OF MATERIAL (CURRENT LEVEL)

ITEM	PT/ASSY	DESCRIPTION	TYPE	QTY.
1	8-007	DIVERTER TRIM ASM	ASSEMBLY	1
2	8-006	SHOWER PLATE ASM	ASSEMBLY	1
3	20-299	BP LEVER HANDLE ASM	ASSEMBLY	1
4	8-009	TUB WALL SPOUT ASM	ASSEMBLY	1
5	80020	SHOWER ARM	PART	1
6	2142	TRAD. SHOWER HEAD - SINGLE JET	ASSEMBLY	1



ZONE	REV	DESCRIPTION	DATE	APPROVED
-	E	EN-3435	01/18/18	J.A.
-	D	EN-2027b	07/07/15	AN
-	C	EN-2068	02/09/12	AN
-	B	EN-2027	02/22/12	AN
-	A	EN-1805	06/29/11	JM
-	-	EN-1735	06/10/11	JM

COPYRIGHT 2005 BRASSTECH, INC. THESE DRAWINGS AND THE DESIGNS DEPICTED HEREIN ARE THE PROPRIETARY PROPERTY OF BRASSTECH. ANY USE OR REPRODUCTION IS SUBJECT TO THE EXPRESS APPROVAL OF BRASSTECH. UNAUTHORIZED USE IS STRICTLY PROHIBITED. ALL RIGHTS RESERVED.

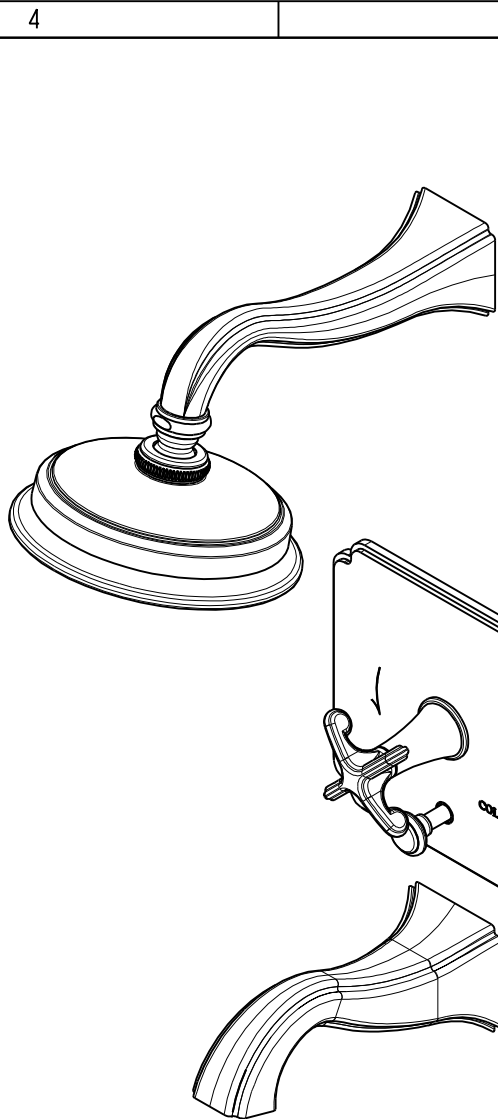
TESTING	ASSEMBLY	PLATING	POLISHING	MACHINING	TOOLING FIXTURE #	APPLICATION
-	-	-	-	-	-	REMOVE ALL BURRS AND SHARP EDGES

UNITS ARE: INCHES [MM]	
TOLERANCES ARE:	
FRACTIONS DECIMALS	ANGLES
±1/16"	±1°
.X ±.1 [2,5]	
.XX ±.06 [1,5]	
(X.XXX) DENOTES CRITICAL DIMS.	
ALL THREADS ARE CRITICAL	
DRAWN	JINSON 01/18/18
CHECKED	J.A. 01/18/18
APPROVED	J.A. 01/18/18

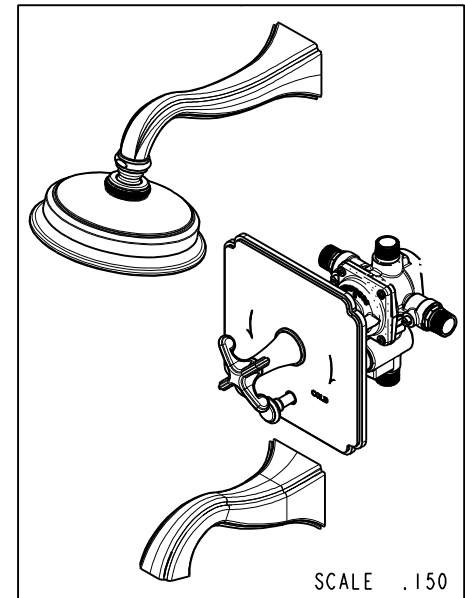
**BRASSTECH** 2001 CARNEGIE AVE. SANTA ANA, CA 92705 (949) 417-5207  
INCORPORATED

BP TUB & SHOWER TRIM SET  
W/ CROSS HANDLE

DWG NO.	REV
3-2522BP	E
SCALE .250	SHEET 1 OF 3



PN: 1-595  
SOLD SEPARATELY

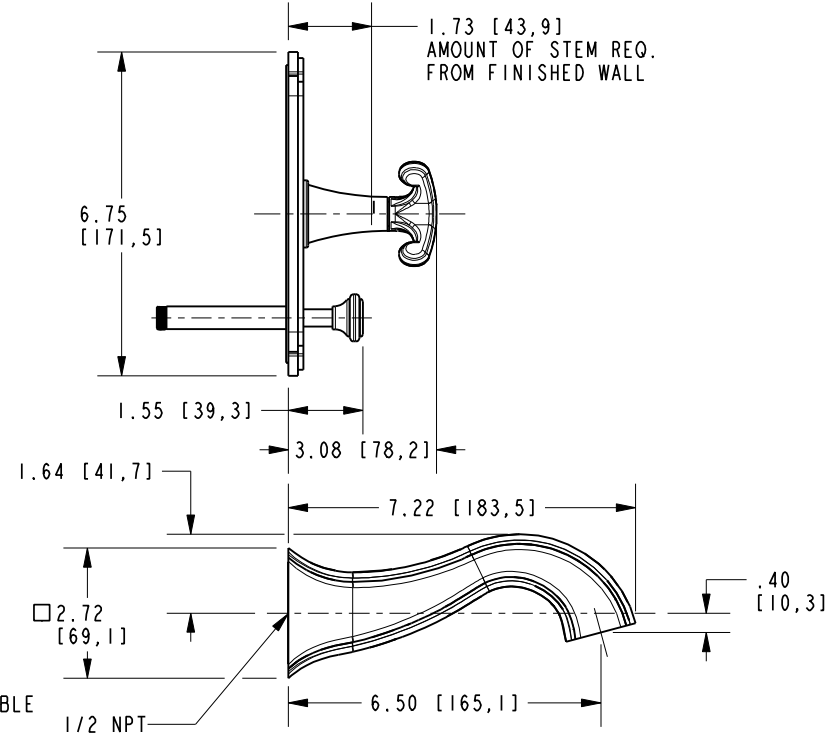
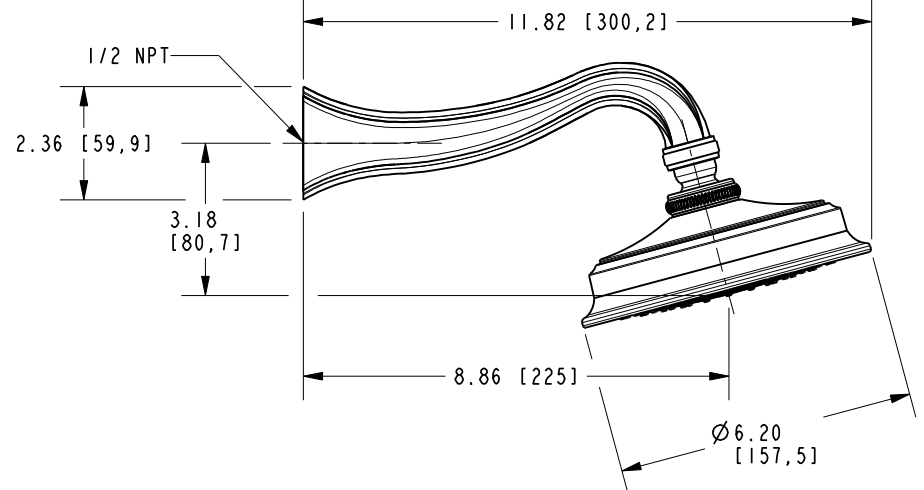
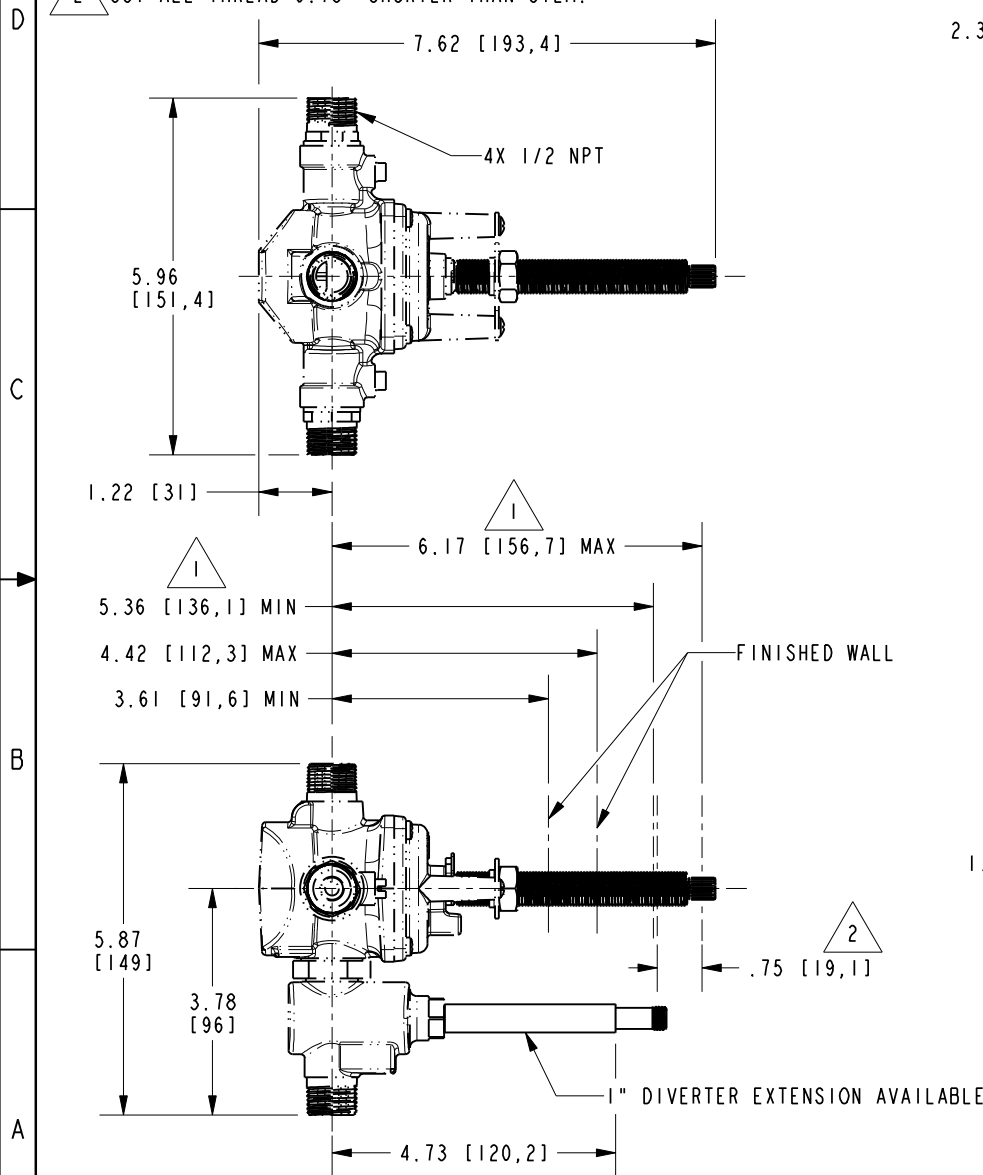


SCALE .150

<b>BRASSTECH</b>		2001 E. CARNEGIE AVE.	
INCORPORATED		SANTA ANA, CA 92705	
		(949) 417-5207	
DWG NO.	3-2522BP	REV	E
SCALE .250	REF. -	SHEET 2	OF 3

NOTES:

- 1 CUT STEM TO DIMENSION SHOWN.
- 2 CUT ALL-THREAD 0.75" SHORTER THAN STEM.



<b>BRASSTECH</b>		2001 E. CARNEGIE AVE. SANTA ANA, CA 92705 (949) 417-5207	
DWG. NO.	3-2522BP		REV E
SCALE .312	REF. -	SHEET 3 OF 3	