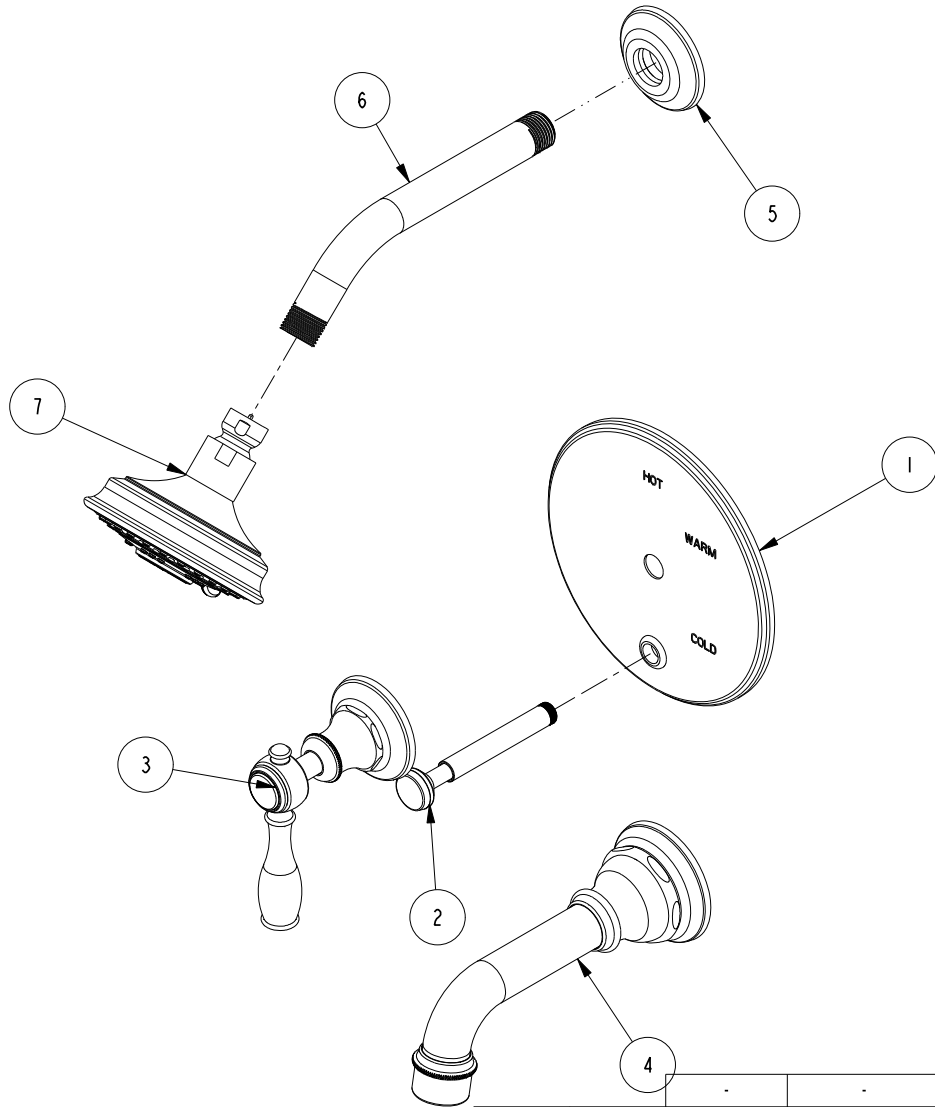


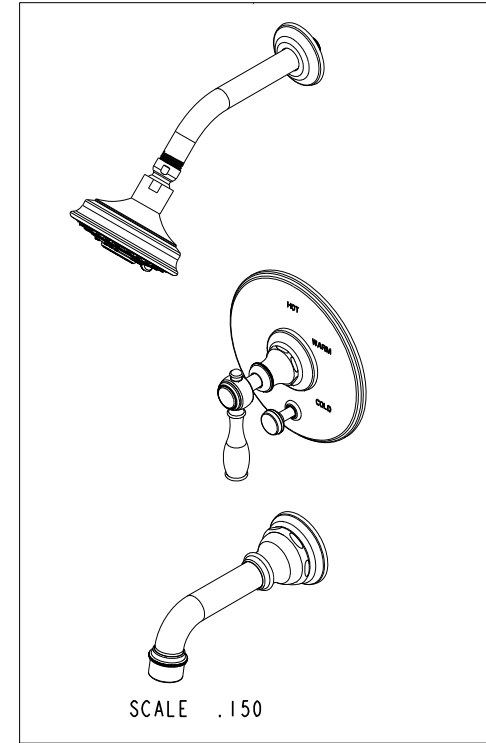
NOTES:

(N1) 1. FIT / FORM / FUNCTION SHALL FOLLOW PS-E.008.



**BILL OF MATERIAL (CURRENT LEVEL)**

ITEM	PT/ASSY	DESCRIPTION	TYPE	QTY.
1	2-438	COVERPLATE BP W/DIV ASM	ASSEMBLY	1
2	2-217	DIVERTER TRIM KIT	ASSEMBLY	1
3	3-323	LEVER HANDLE ASSEMBLY	ASSEMBLY	1
4	2-562	TUB SPOUT W/ ESCUTCHEON ASM	ASSEMBLY	1
5	2-503	SHOWER FLANGE ASM	ASSEMBLY	1
6	201	8" SHWR ARM	ASSEMBLY	1
7	2156	SHOWER HEAD, TRAD	ASSEMBLY	1



TESTING	ASSEMBLY	PLATING	POLISHING	MACHINING	TOOLING FIXTURE #	APPLICATION
-	-	-	-	-		REMOVE ALL BURRS AND SHARP EDGES
-	-	-	-	-		
-	-	-	-	-		
-	-	-	-	-		
-	-	-	-	-		

UNITS ARE: INCHES [MM]  
 TOLERANCES ARE:  
 FRACTIONS DECIMALS ANGLES  
 ±1/16" .X ±.1 [2.5] ±1°  
 .XX ±.06 [1.5]  
 (X.XXX) DENOTES CRITICAL DIMS.  
 ALL THREADS ARE CRITICAL

**BRASSTECH** 2001 CARNEGIE AVE.  
 INCORPORATED SANTA ANA, CA 92705  
 (949) 417-5207

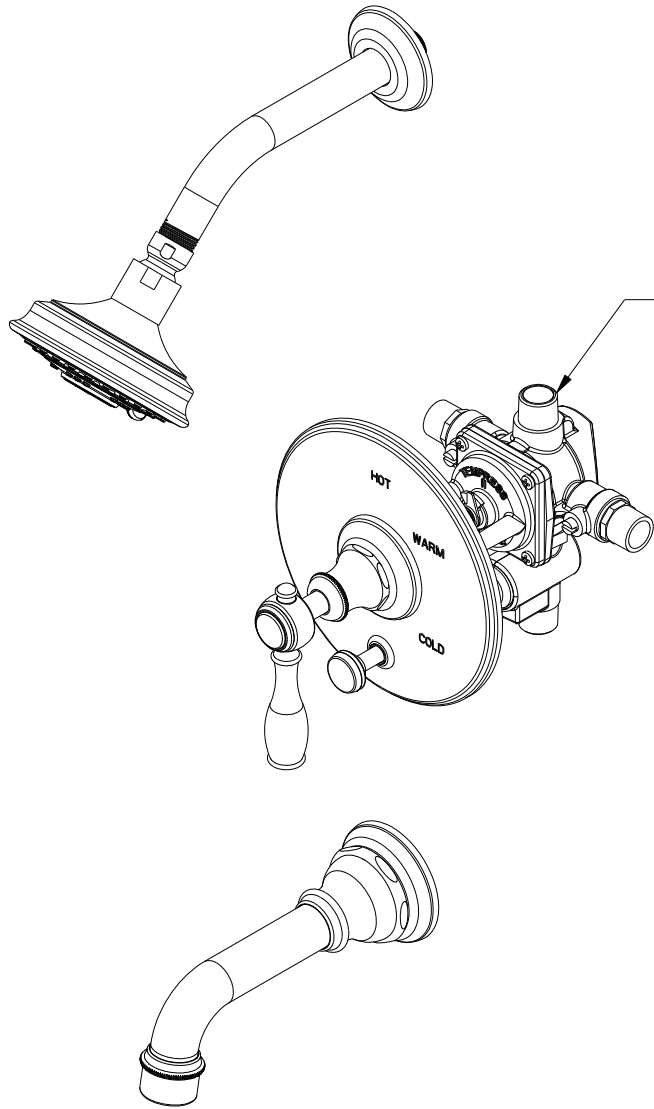
**TUB/SHOWER TRIM, 3-1772BP**

DWG NO. **3-1772BP** REV B

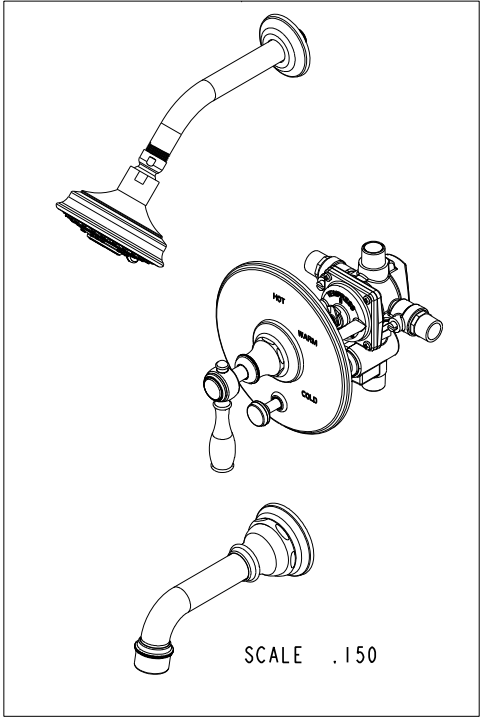
SCALE .250 REF. - SHEET 1 OF 3

ZONE	REV	DESCRIPTION	DATE	APPROVED
-	B	EN-2962	10/22/15	J.M.
-	A	EN-2802	09/12/14	-
-	-	EN-1183	03/23/09	-

COPYRIGHT 2005 BRASSTECH, INC.  
 THESE DRAWINGS AND THE DESIGNS  
 DEPICTED HEREIN ARE THE PROPRIETARY  
 PROPERTY OF BRASSTECH. ANY USE  
 OR REPRODUCTION IS SUBJECT TO  
 THE EXPRESS APPROVAL OF BRASSTECH.  
 UNAUTHORIZED USE IS STRICTLY  
 PROHIBITED. ALL RIGHTS RESERVED.



PN: 1-595  
SOLD SEPARATELY

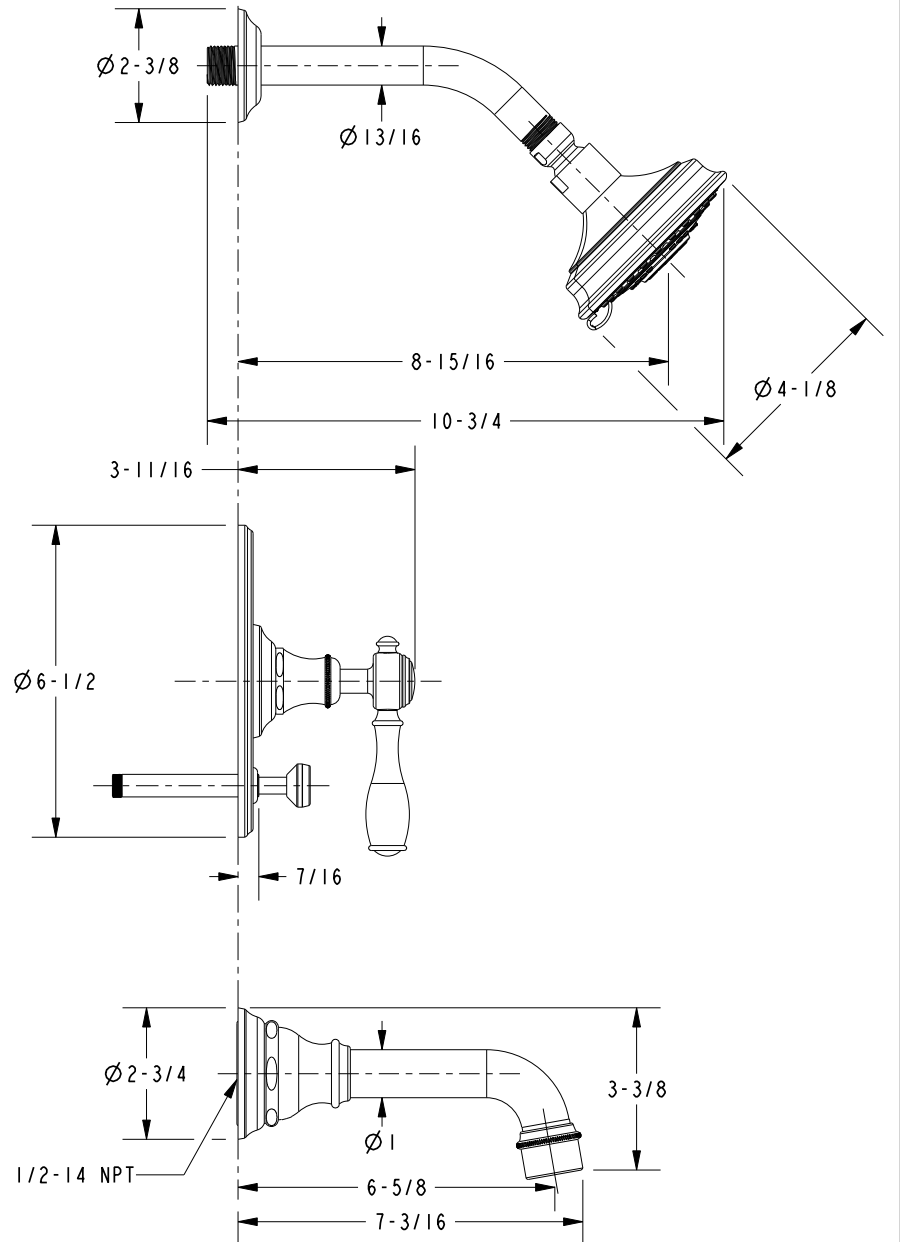
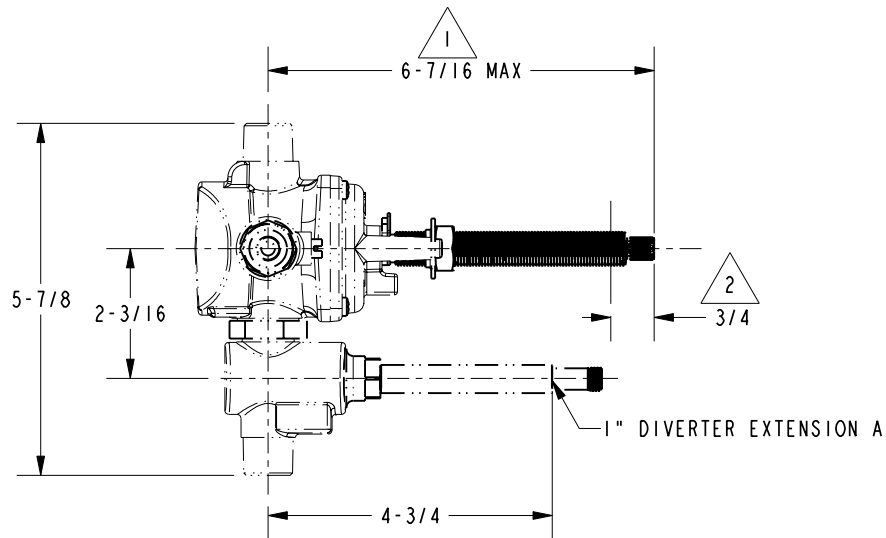
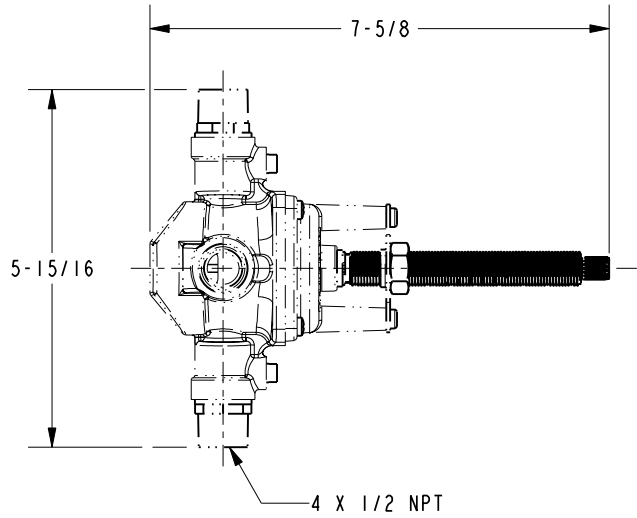


SCALE .150

<b>BRASSTECH</b>		2001 E. CARNEGIE AVE.	
INCORPORATED		SANTA ANA, CA 92705	
		(949) 417-5207	
DWG NO.	3-1772BP	REV	B
SCALE .250	REF. -	SHEET 2	OF 3

NOTES:

- 1. CUT STEM TO DIMENSION SHOWN.
- 2. CUT ALL-THREAD 3/4" SHORTER THAN STEM.



<b>BRASSTECH</b>		2001 E. CARNEGIE AVE.
INCORPORATED		SANTA ANA, CA 92705
		(949) 417-5207
DWG NO.	3-1772BP	REV B
SCALE .300	REF. -	SHEET 3 OF 3