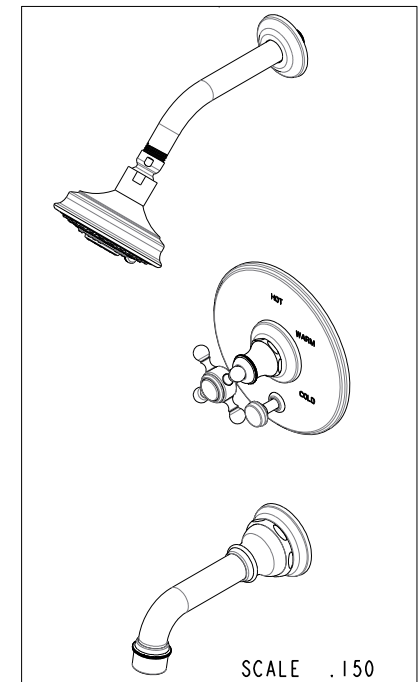
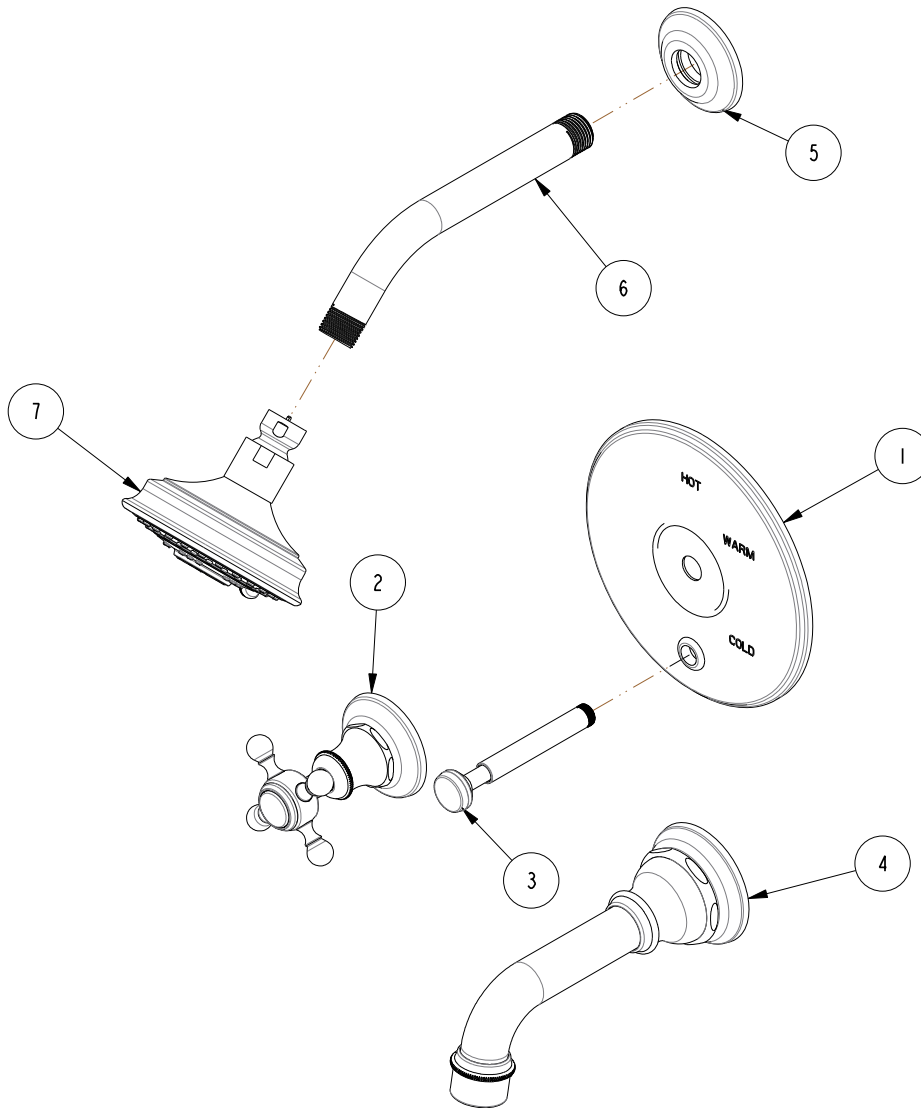


ITEM	PT/ASSY	DESCRIPTION	TYPE	QTY.
1	2-438	COVERPLATE BP W/DIV ASM	ASSEMBLY	1
2	3-322	CROSS HANDLE ASSEMBLY	ASSEMBLY	1
3	2-217	DIVERter TRIM KIT	ASSEMBLY	1
4	2-562	TUB SPOUT W/ ESCUTCHEON ASM	ASSEMBLY	1
5	2-503	SHOWER FLANGE ASM	ASSEMBLY	1
6	201	8" SHWR ARM	ASSEMBLY	1
7	2156	SHOWER HEAD, TRAD	ASSEMBLY	1



COPYRIGHT 2005 BRASSTECH, INC. THESE DRAWINGS AND THE DESIGNS DEPICTED HEREIN ARE THE PROPRIETARY PROPERTY OF BRASSTECH. ANY USE OR REPRODUCTION IS SUBJECT TO THE EXPRESS APPROVAL OF BRASSTECH. UNAUTHORIZED USE IS STRICTLY PROHIBITED. ALL RIGHTS RESERVED.

BRASSTECH
INCORPORATED

2001 E. CARNEGIE AVE.
SANTA ANA, CA 92705
(949) 417-5207

TUB/SHOWER TRIM, 3-1762BP

ASSY. NO. 3-1762BP

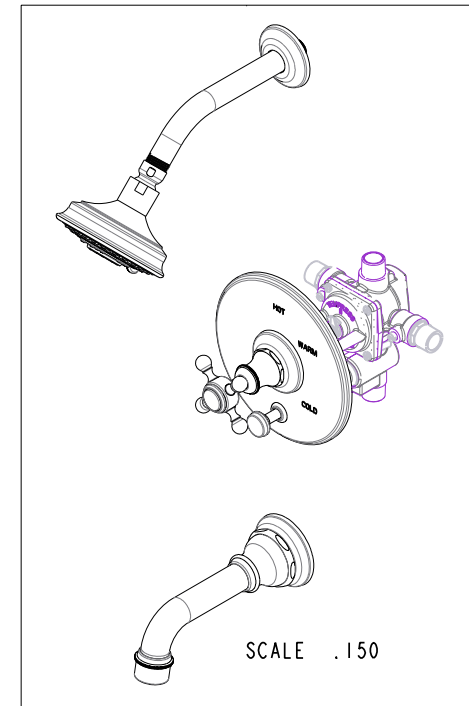
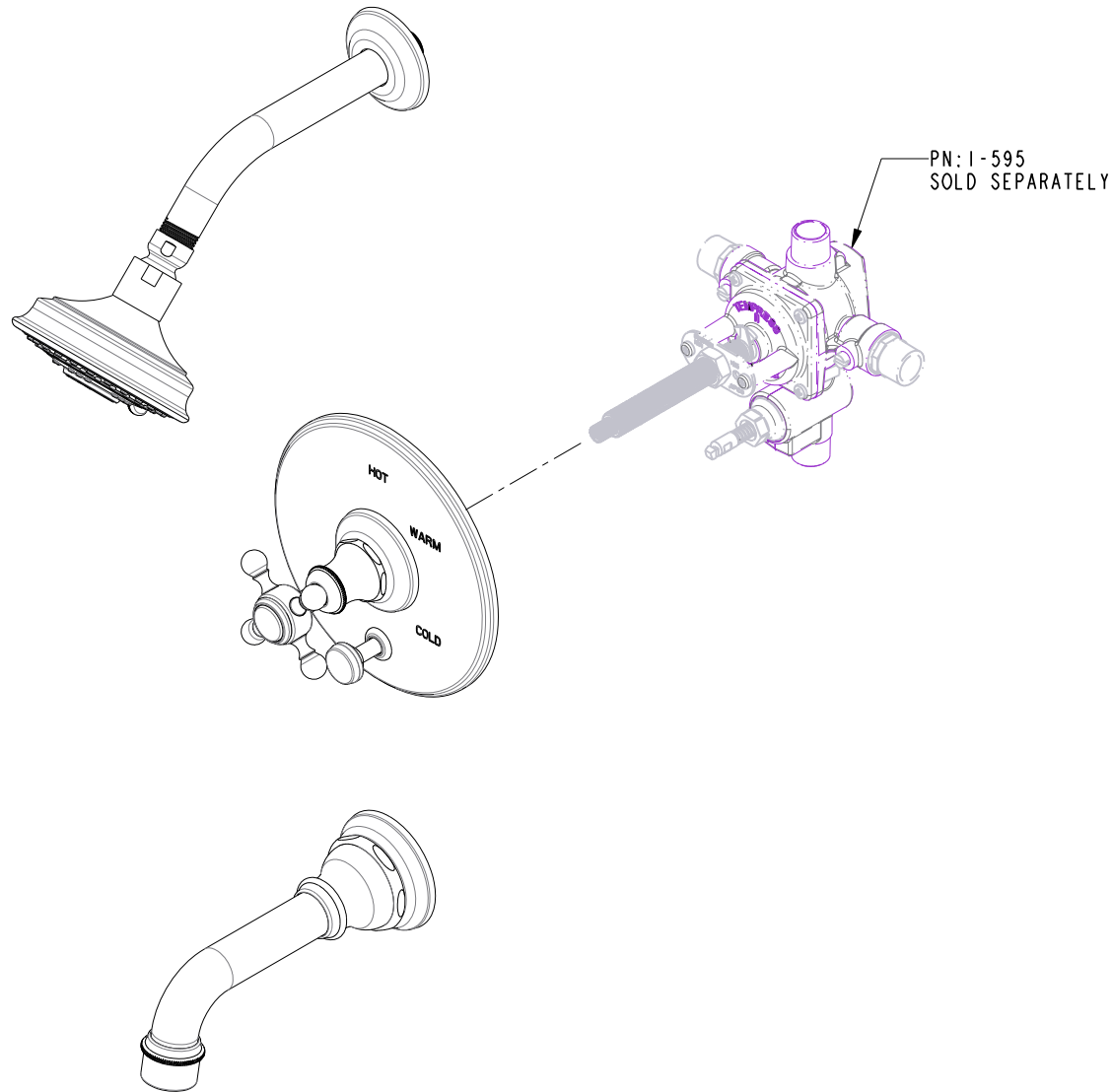
SCALE . 250

REF.	-
------	---

SHEET 1 OF 3

A	EN-2802	09/12/14
-	EN-1183	03/23/09
REV	REV DESC	DATE

SPECIFICATION DWG



DIMENSIONS ARE IN INCHES AND AN APPROXIMATION OF A TYPICAL INSTALLATION

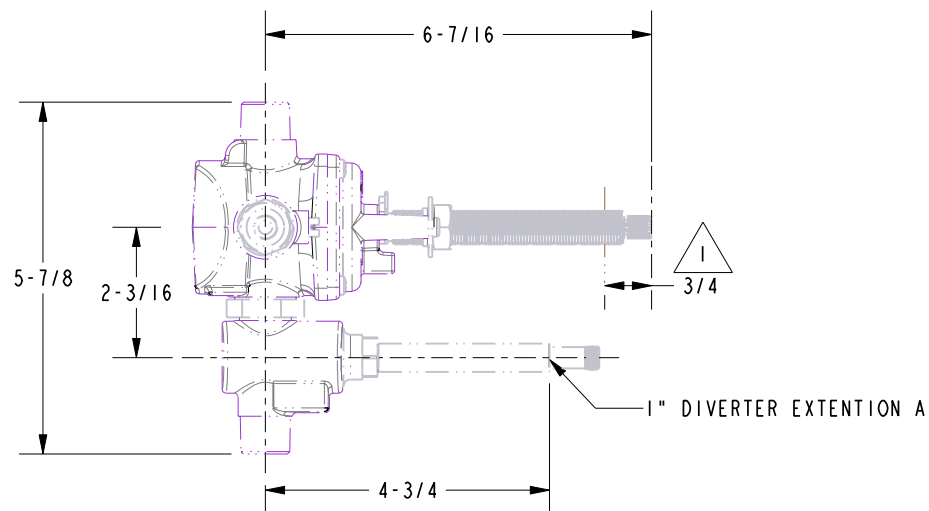
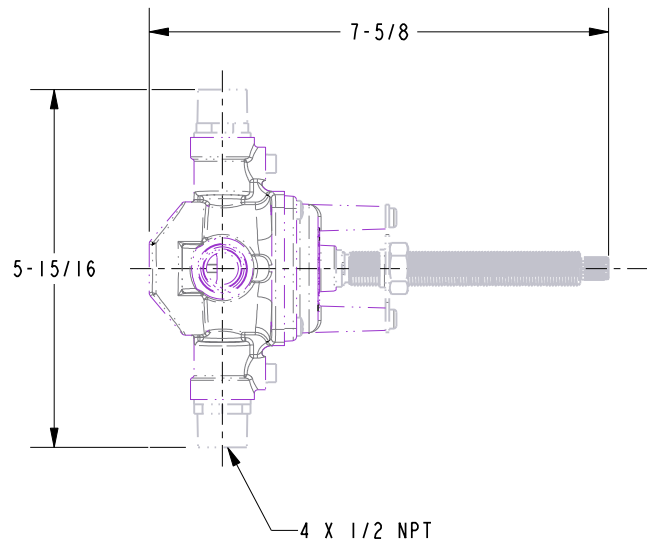
COPYRIGHT 2005 BRASSTECH, INC. THESE DRAWINGS AND THE DESIGNS DEPICTED HEREIN ARE THE PROPRIETARY PROPERTY OF BRASSTECH. ANY USE OR REPRODUCTION IS SUBJECT TO THE EXPRESS APPROVAL OF BRASSTECH. UNAUTHORIZED USE IS STRICTLY PROHIBITED. ALL RIGHTS RESERVED.

BRASSTECH INCORPORATED		2001 CARNEGIE AVE. SANTA ANA, CA 92705 (949) 417-5207
DWG NO.	3-1762BP	REV A
SCALE .250	REF. -	SHEET 2 OF 3

SPECIFICATION DWG

NOTES:

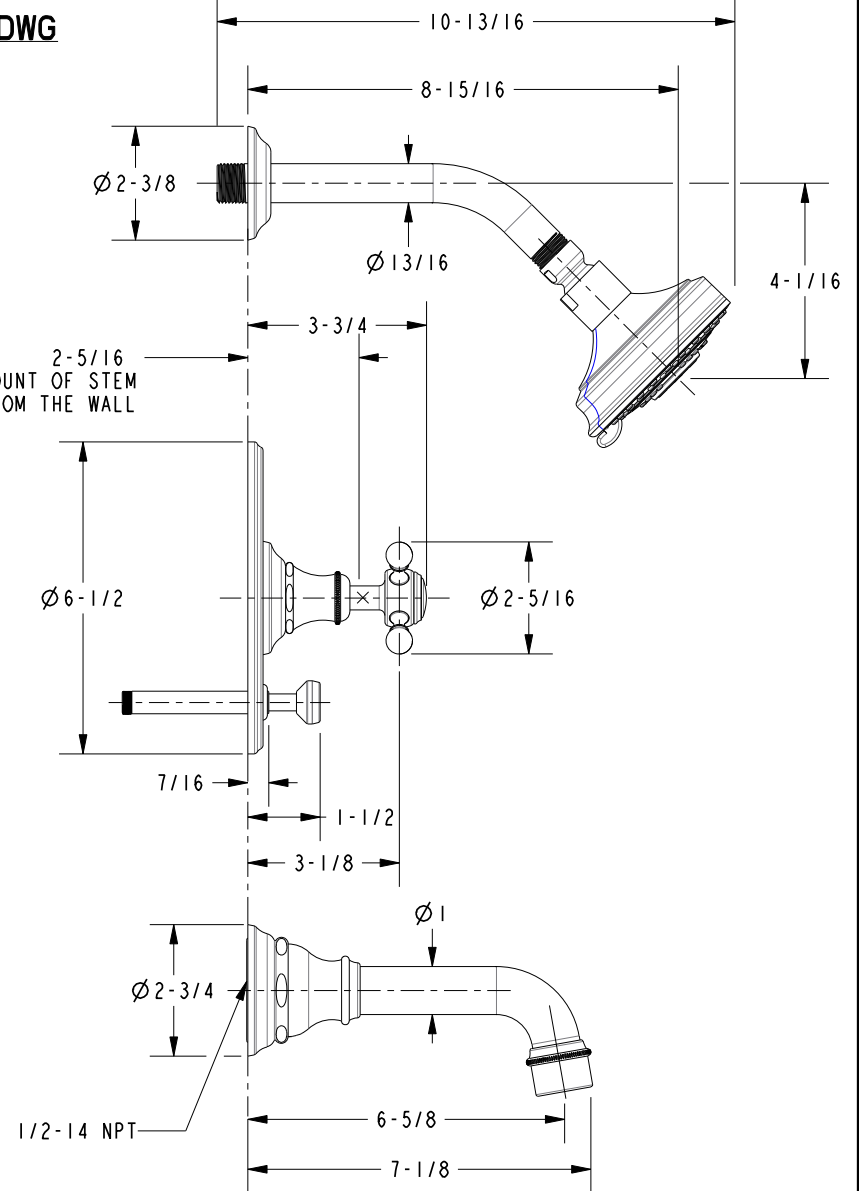
1. CUT ALL-THREAD 3/4" SHORTER THAN STEM.



DIMENSIONS ARE IN INCHES AND AN APPROXIMATION OF A TYPICAL INSTALLATION

COPYRIGHT 2005 BRASSTECH, INC. THESE DRAWINGS AND THE DESIGNS DEPICTED HEREIN ARE THE PROPRIETARY PROPERTY OF BRASSTECH. ANY USE OR REPRODUCTION IS SUBJECT TO THE EXPRESS APPROVAL OF BRASSTECH. UNAUTHORIZED USE IS STRICTLY PROHIBITED. ALL RIGHTS RESERVED.

2-5/16
AMOUNT OF STEM
REQUIRED FROM THE WALL



BRASSTECH		2001 CARNEGIE AVE. SANTA ANA, CA 92705 (949) 417-5207
DWG NO.	3-1762BP	REV A
SCALE	.313	SHEET 3 OF 3