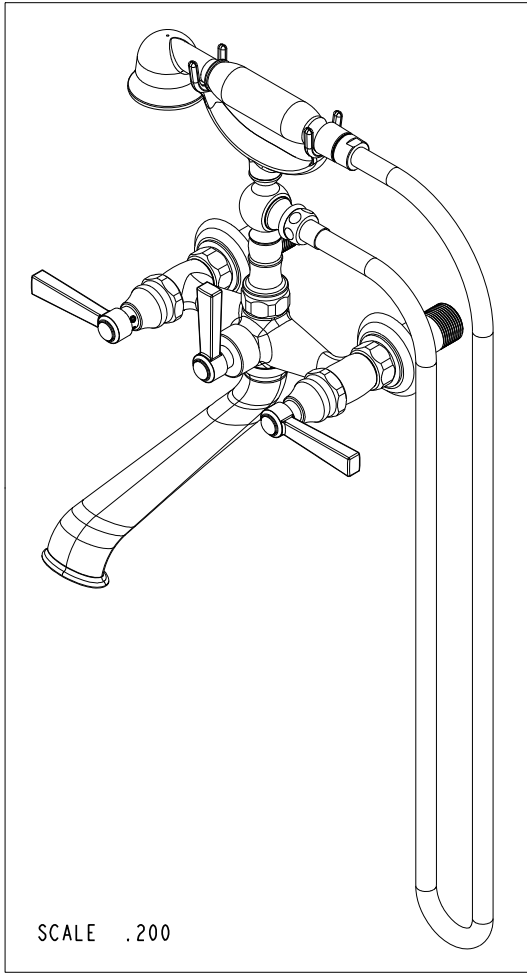


NOTES:

- (N1) 1. FIT / FORM / FUNCTION SHALL FOLLOW PS-E.008.



BILL OF MATERIAL (CURRENT LEVEL)

ITEM	PT/ASSY	DESCRIPTION	TYPE	QTY.
1	10326	BODY - FOR 933,934	PART	1
2	2-220	RISER ASM	ASSEMBLY	1
3	10442	SEAT FOR CARTRIDGE	PART	2
4	1-326	W/S CARTRIDGE FRICTION - HOT	PART	1
5	1-325	W/S CARTRIDGE FRICTION - COLD	PART	1
6	12062	ADAPTER - 20-T X 16-T	PART	2
7	91039	WSHR, .625 ID X 1.00 OD X .125 THK, RUBBER	PART	2
8	12458	NIPPLE 3/4 X 2.8"	PART	2
9	281	HANDSHOWER ASM	ASSEMBLY	1
10	284	59 IN. SPIRAL SHOWER HOSE	ASSEMBLY	1
11	12585	SPOUT	PART	1
12	91028	O-RING, #2- 113, EPDM, 65-75 DURO, NSF 61	PART	1
13	1-076	CARTRIDGE DIVERTER ASM	ASSEMBLY	1
14	1-048	DIVERTER STOPPER ASM	ASSEMBLY	1
15	91020	O-RING, #2-016, EPDM, 65-75 DURO, NSF 61	PART	2
16	10332	HEX NUT	PART	2
17	2-221	FLANGE ASM	ASSEMBLY	2
18	92539	SCRW, M4X22 FLAT HD SOCKET HD CAP	PART	2
19	12518	BONNET	PART	2
20	2-436	LEVER HANDLE ASM	ASSEMBLY	2
21	12516	BASE - C/S BAR	PART	1
22	20-166	LEVER HANDLE ASM - C/S BAR	ASSEMBLY	1

SCALE .200

TESTING	-	-	-
ASSEMBLY	-	-	-
PLATING	-	-	-
POLISHING	-	NEXT ASSY	USED ON
MACHINING	-	APPLICATION	
TOOLING FIXTURE #	REMOVE ALL BURRS AND SHARP EDGES		

UNITS ARE: INCHES [MM]
TOLERANCES ARE:
FRACTIONS DECIMALS ANGLES
±1/16" .X ±.1 [2.5] ±1°
.XX ±.06 [1.5]

(X.XXX) DENOTES CRITICAL DIMS.
ALL THREADS ARE CRITICAL

DRAWN	AN	09/13/16
CHECKED	AN	09/13/16
APPROVED	AN	09/13/16

BRASSTECH 2001 CARNEGIE AVE.
INCORPORATED SANTA ANA, CA 92705
(949) 417-5207

EXPOSED TUB FILLER, WALL MOUNT

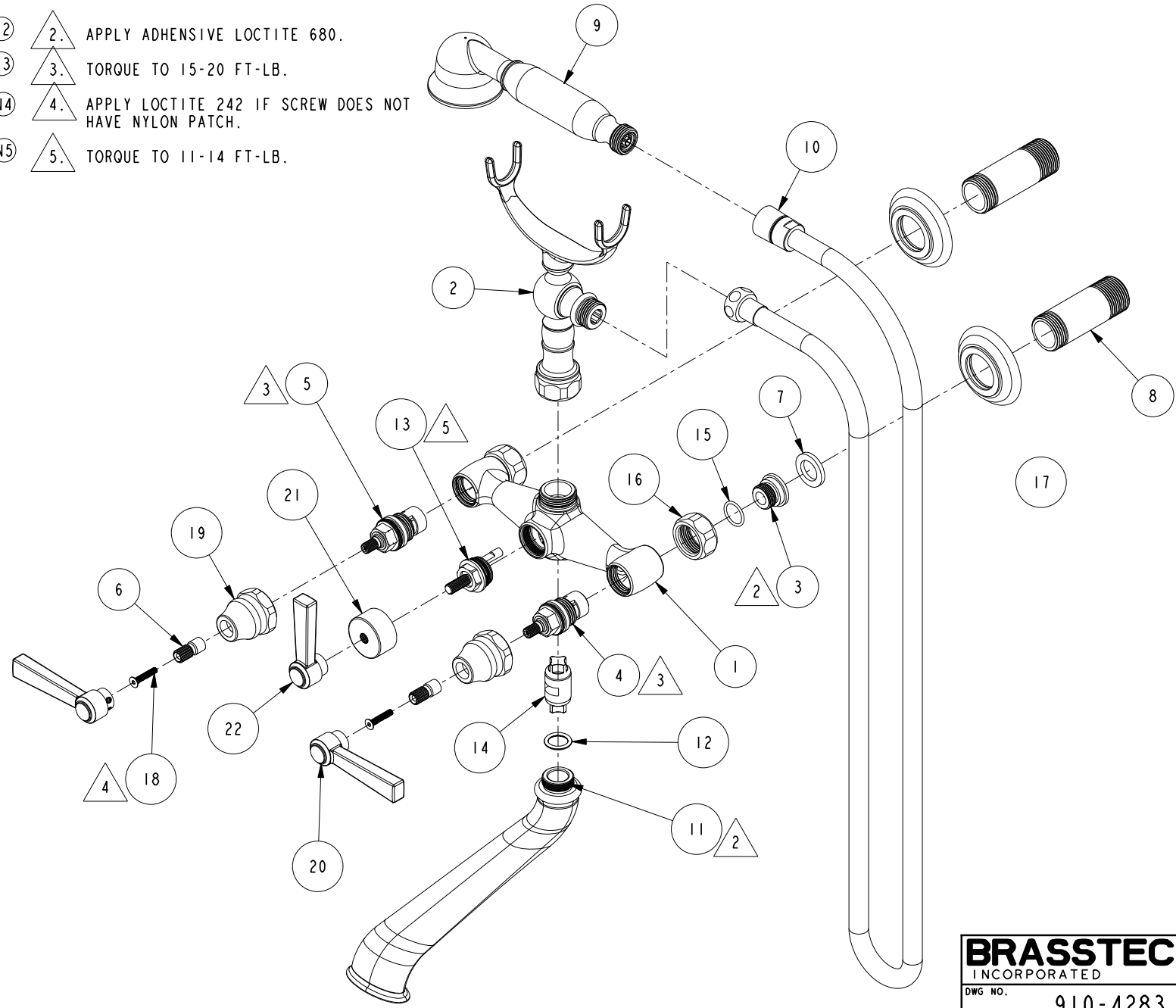
DWG NO. **910-4283** REV A

SCALE .200 REF. - SHEET 1 OF 3

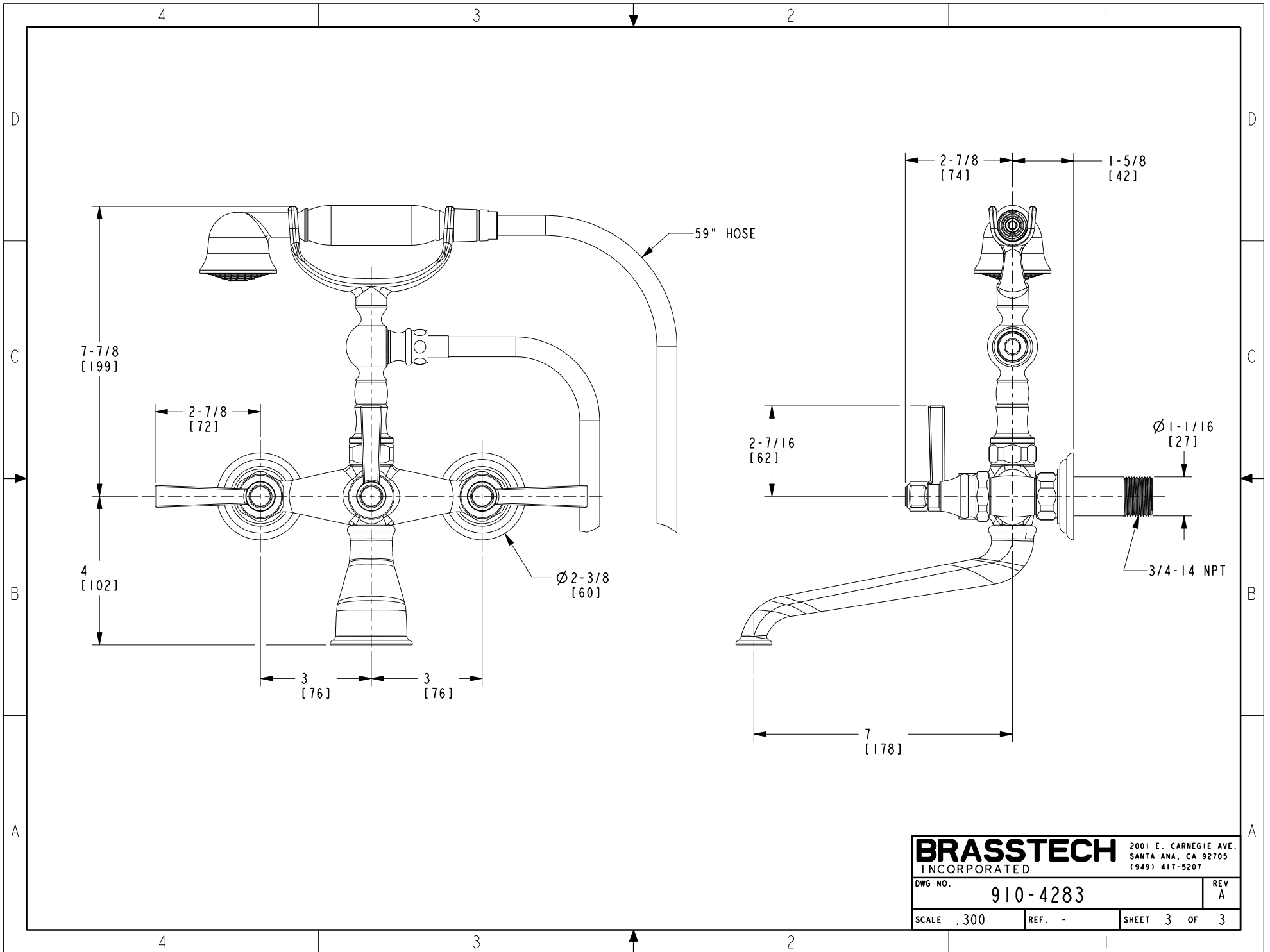
COPYRIGHT 2005 BRASSTECH, INC. THESE DRAWINGS AND THE DESIGNS DEPICTED HEREIN ARE THE PROPRIETARY PROPERTY OF BRASSTECH. ANY USE OR REPRODUCTION IS SUBJECT TO THE EXPRESS APPROVAL OF BRASSTECH. UNAUTHORIZED USE IS STRICTLY PROHIBITED. ALL RIGHTS RESERVED.

-	A	EN-3150a	05/18/17	J.M.
-	-	EN-3058b	09/13/16	AN
ZONE	REV	DESCRIPTION	DATE	APPROVED

- (N2) ▲ 2. APPLY ADHENSIVE LOCTITE 680.
- (N3) ▲ 3. TORQUE TO 15-20 FT-LB.
- (N4) ▲ 4. APPLY LOCTITE 242 IF SCREW DOES NOT HAVE NYLON PATCH.
- (N5) ▲ 5. TORQUE TO 11-14 FT-LB.



BRASSTECH		2001 E. CARNEGIE AVE.
INCORPORATED		SANTA ANA, CA 92705
		(949) 417-5207
DWG NO.	910-4283	REV A
SCALE .250	REF. -	SHEET 2 OF 3



BRASSTECH		2001 E. CARNEGIE AVE.	
INCORPORATED		SANTA ANA, CA 92705	
		(949) 417-5207	
DWG NO.	910-4283	REV	A
SCALE	.300	REF.	-
		SHEET	3 OF 3