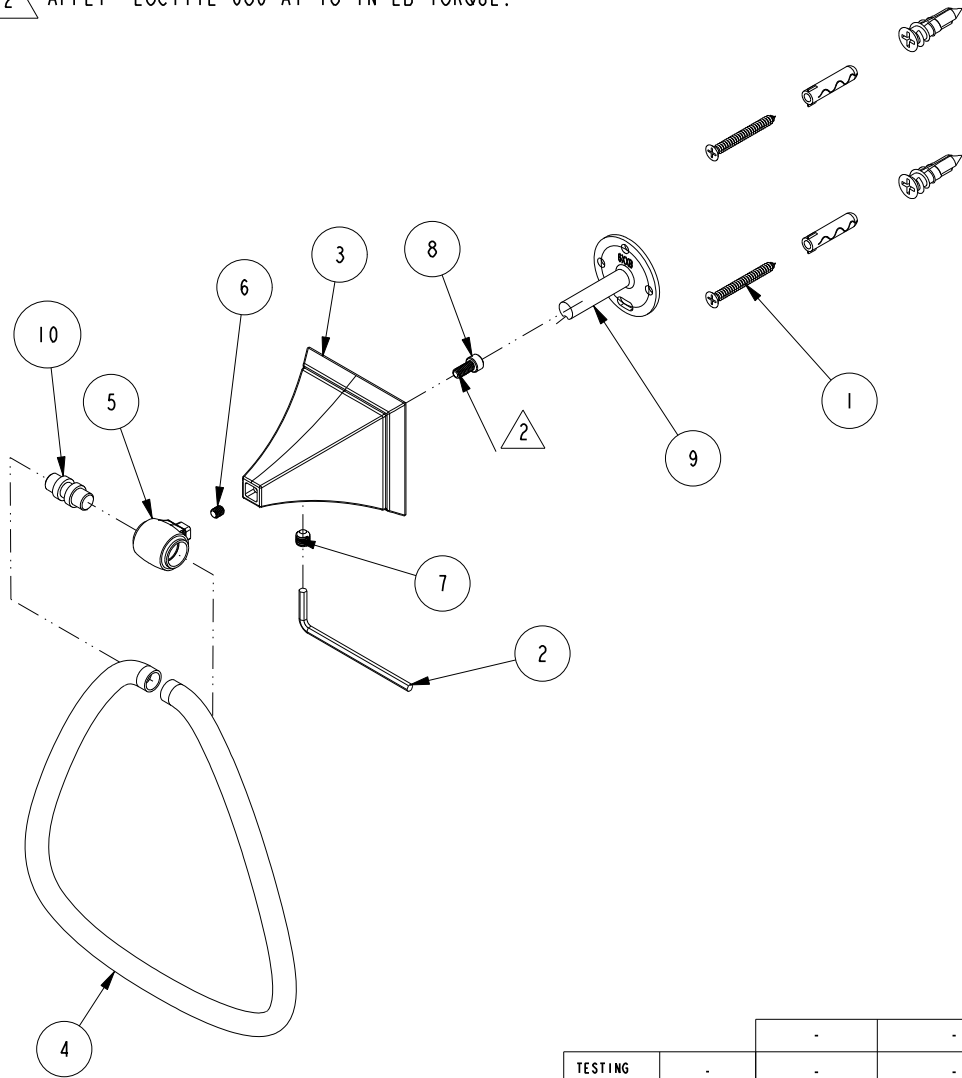


NOTES:

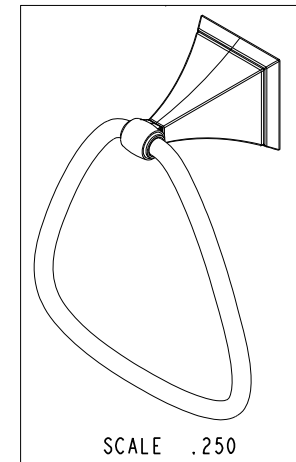
(N1) 1. FIT / FORM / FUNCTION SHALL FOLLOW PS-E.008.

(N2)  2 APPLY LOCTITE 680 AT 18 IN-LB TORQUE.



**BILL OF MATERIAL (CURRENT LEVEL)**

ITEM	PT/ASSY	DESCRIPTION	TYPE	QTY.
1	1-206	HARDWARE PACK	ASSEMBLY	1
2	10615	HEX KEY, 3MM ALLOY STEEL	PART	1
3	40506	POST, TOWEL BAR	PART	1
4	40510	A SHAPED RING - TOWEL RING	PART	1
5	40525	END POST, TOWEL RING	PART	1
6	92001	SCRW, 8-32 X 3/16 SKT HD FLT PT SS	PART	1
7	92031	SCRW, M6 X 1 X 6 SKT HD CUP PT SS	PART	1
8	92527	SCRW, 8-32 X 3/8 SKT CAP HD SS	PART	1
9	6XXB	MOUNTING BRACKET	PART	1
10	XX05C	TOWEL RING COUPLER	PART	1



TESTING	-	-	-	UNITS ARE: INCHES [MM]
ASSEMBLY	-	-	-	TOLERANCES ARE:
PLATING	-	-	-	FRACTIONS DECIMALS ANGLES
POLISHING	-	NEXT ASSY	USED ON	±1/16" .X ±.1 [2,5] ±1°
MACHINING	-	APPLICATION		(X.XXX) DENOTES CRITICAL DIMS.
TOOLING FIXTURE #	REMOVE ALL BURRS AND SHARP EDGES			ALL THREADS ARE CRITICAL
				DRAWN
				CHECKED
				APPROVED

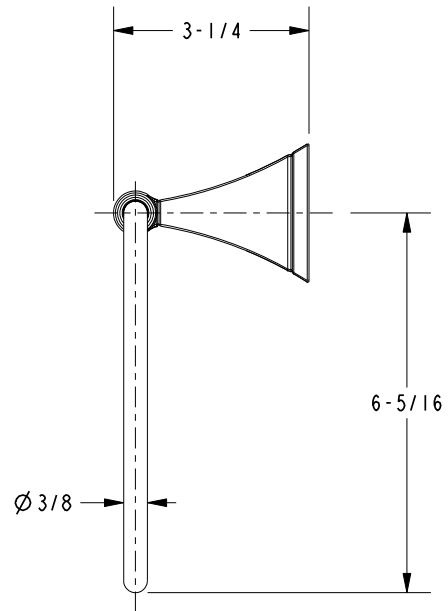
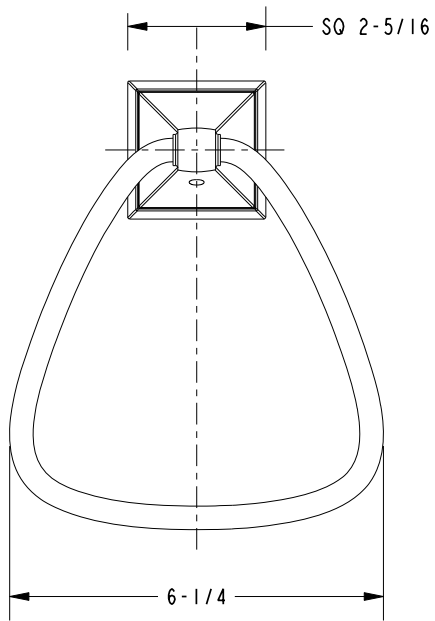
**BRASSTECH** 2001 CARNEGIE AVE.  
INCORPORATED SANTA ANA, CA 92705  
(949) 417-5207

'A' - SHAPE TOWEL RING

DWG NO.	41-09	REV	A
SCALE	.313	REF.	-
SHEET	1	OF	2

ZONE	REV	DESCRIPTION	DATE	APPROVED
-	A	EN-3162	10/11/16	J.M.
-	-	EN-2087	09/20/13	J.M.

COPYRIGHT 2005 BRASSTECH, INC.  
THESE DRAWINGS AND THE DESIGNS  
DEPICTED HEREIN ARE THE PROPRIETARY  
PROPERTY OF BRASSTECH. ANY USE  
OR REPRODUCTION IS SUBJECT TO  
THE EXPRESS APPROVAL OF BRASSTECH.  
UNAUTHORIZED USE IS STRICTLY  
PROHIBITED. ALL RIGHTS RESERVED.



<b>BRASSTECH</b>		2001 E. CARNEGIE AVE.	
INCORPORATED		SANTA ANA, CA 92705	
		(949) 417-5207	
DWG NO.	41-09	REV	A
SCALE	.313	REF.	-
		SHEET	2 OF 2