

4

3

2

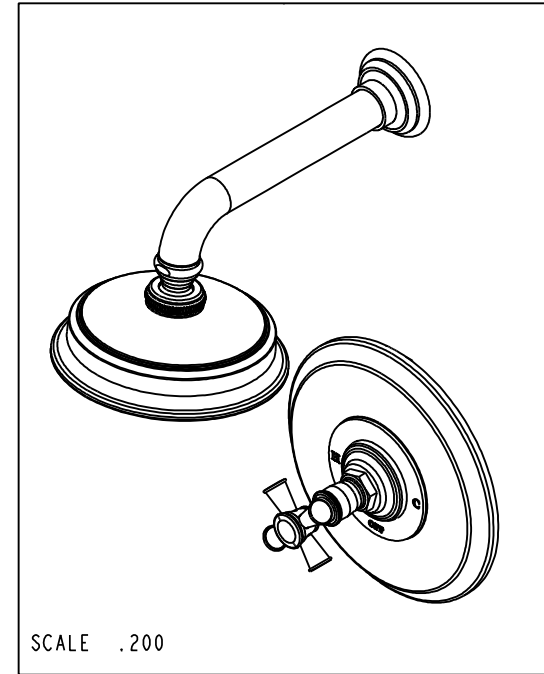
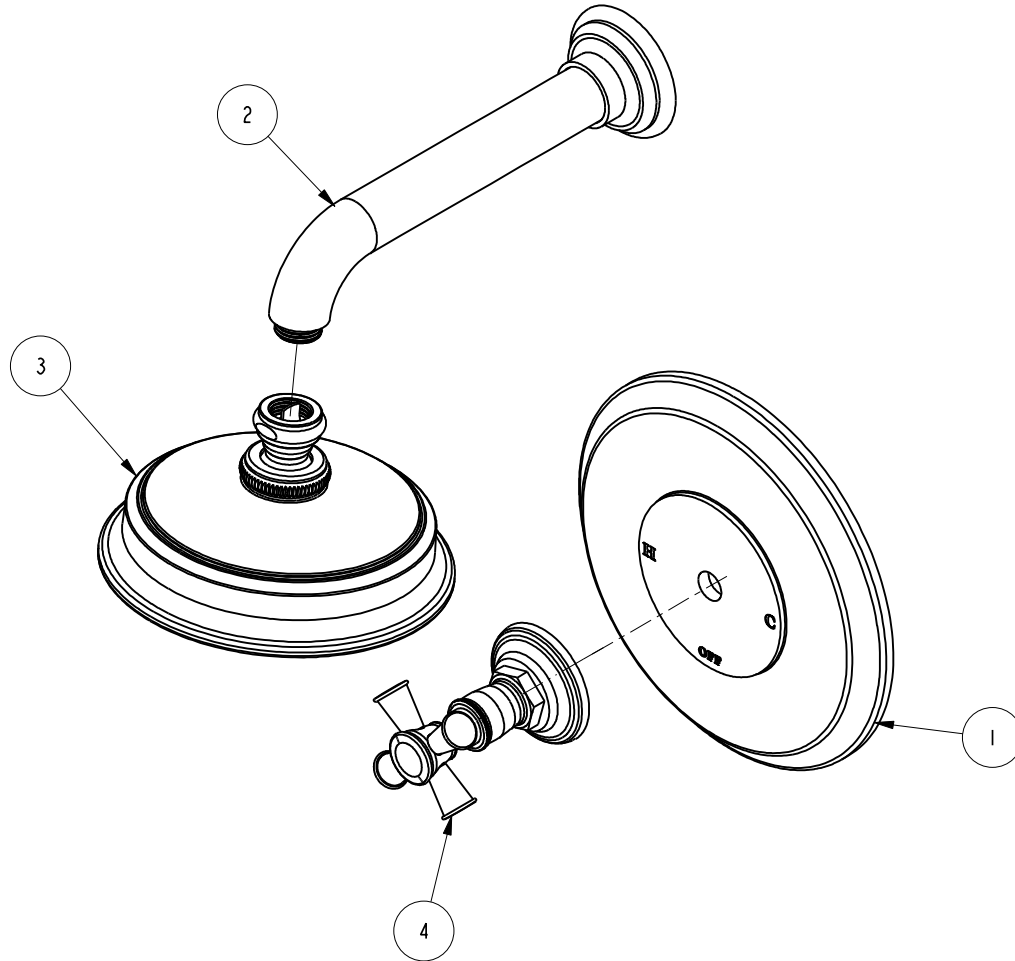
1

NOTES:

(N1) 1. FIT / FORM / FUNCTION SHALL FOLLOW PS-E.008.

BILL OF MATERIAL (CURRENT LEVEL)

| ITEM | PT/ASSY | DESCRIPTION                    | TYPE     | QTY. |
|------|---------|--------------------------------|----------|------|
| 1    | 2-661   | SHOWER PLATE ASM               | ASSEMBLY | 1    |
| 2    | 201-1   | SHOWER ARM                     | ASSEMBLY | 1    |
| 3    | 2142    | TRAD. SHOWER HEAD - SINGLE JET | ASSEMBLY | 1    |
| 4    | 3-562   | CROSS HANDLE W/ESC.            | ASSEMBLY | 1    |



D

C

B

A

D

C

B

A

UNITS ARE: INCHES [MM]  
 TOLERANCES ARE:  
 FRACTIONS DECIMALS ANGLES  
 ±1/16" .X ±.1 [2.5] ±1°  
 .XX ±.06 [1.5]

**BRASSTECH** 2001 CARNEGIE AVE.  
 INCORPORATED SANTA ANA, CA 92705  
 (949) 417-5207

B/P SHOWER TRIM KIT

DWG NO. 3-2904BP  
 SCALE .300 REF. - SHEET 1 OF 3

|                   |                                  |             |         |
|-------------------|----------------------------------|-------------|---------|
| TESTING           | -                                | -           | -       |
| ASSEMBLY          | -                                | -           | -       |
| PLATING           | -                                | -           | -       |
| POLISHING         | -                                | NEXT ASSY   | USED ON |
| MACHINING         | -                                | APPLICATION |         |
| TOOLING FIXTURE # | REMOVE ALL BURRS AND SHARP EDGES |             |         |

COPYRIGHT 2005 BRASSTECH, INC.  
 THESE DRAWINGS AND THE DESIGNS  
 DEPICTED HEREIN ARE THE PROPRIETARY  
 PROPERTY OF BRASSTECH. ANY USE  
 OR REPRODUCTION IS SUBJECT TO  
 THE EXPRESS APPROVAL OF BRASSTECH.  
 UNAUTHORIZED USE IS STRICTLY  
 PROHIBITED. ALL RIGHTS RESERVED.

| ZONE | REV | DESCRIPTION | DATE     | APPROVED |
|------|-----|-------------|----------|----------|
| -    | -   | EN-2838c    | 08/10/15 | J.M      |

4

3

2

1

4

3

2

D

D

C


C

B

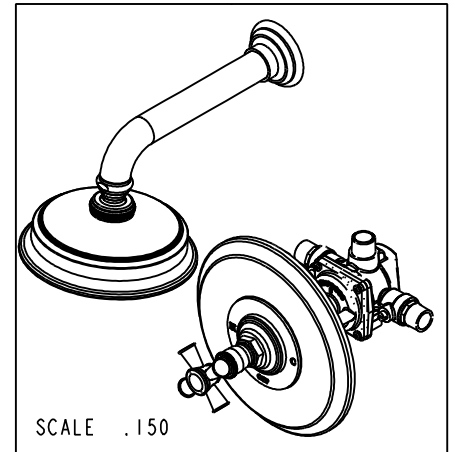
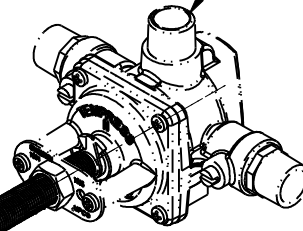
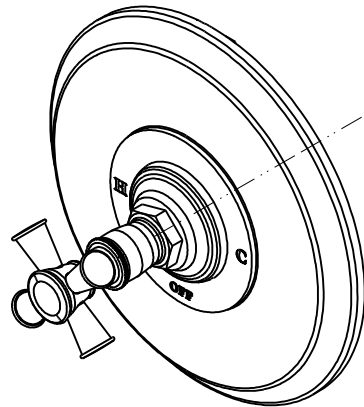
B

A

A



PN 1-594  
SOLD SEPARATELY



SCALE .150

**BRASSTECH** 2001 E. CARNEGIE AVE.  
INCORPORATED SANTA ANA, CA 92705  
(949) 417-5207

|         |          |       |        |
|---------|----------|-------|--------|
| DWG NO. | 3-2904BP | REV   | -      |
| SCALE   | .300     | REF.  | -      |
|         |          | SHEET | 2 OF 3 |

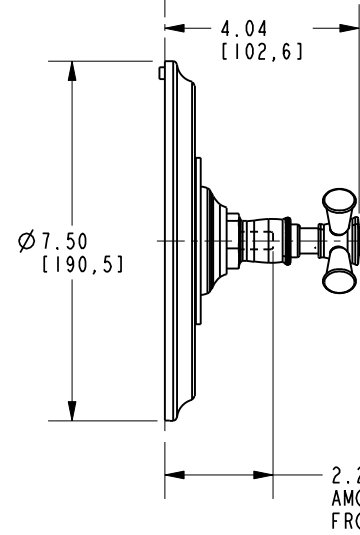
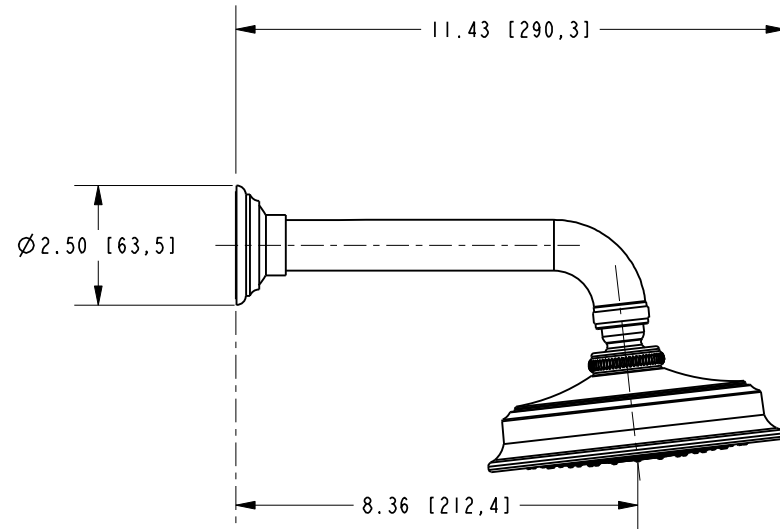
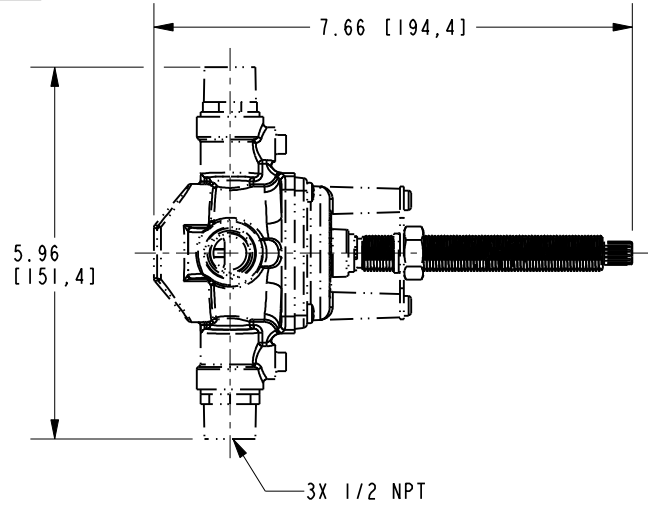
4

3

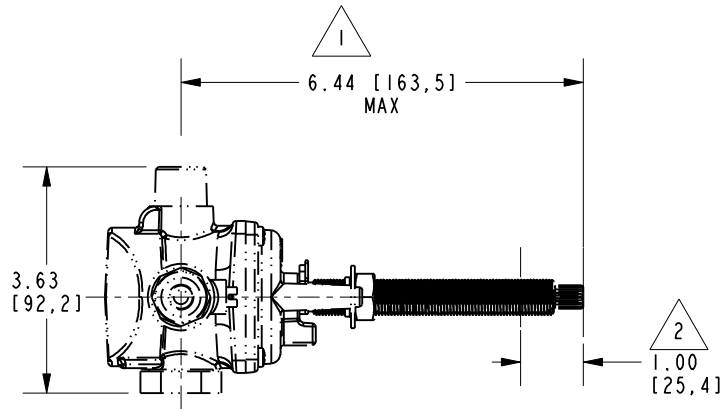
2

NOTE:

- 1. CUT STEM TO DIMENSION SHOWN
- 2. CUT ALL THREADS 1" SHORTER THAN STEM



2.25 [57,2]  
AMOUNT OF STEM REQ.  
FROM FINISHED WALL



|                                  |          |  |          |
|----------------------------------|----------|--|----------|
| <b>BRASSTECH</b><br>INCORPORATED |          | 2001 E. CARNEGIE AVE.<br>SANTA ANA, CA 92705<br>(949) 417-5207 |          |
| DWG NO.                          | 3-2904BP |  | REV<br>- |
| SCALE                            | .325     | REF.   | -        |
| SHEET 3                          |          | OF 3   |          |