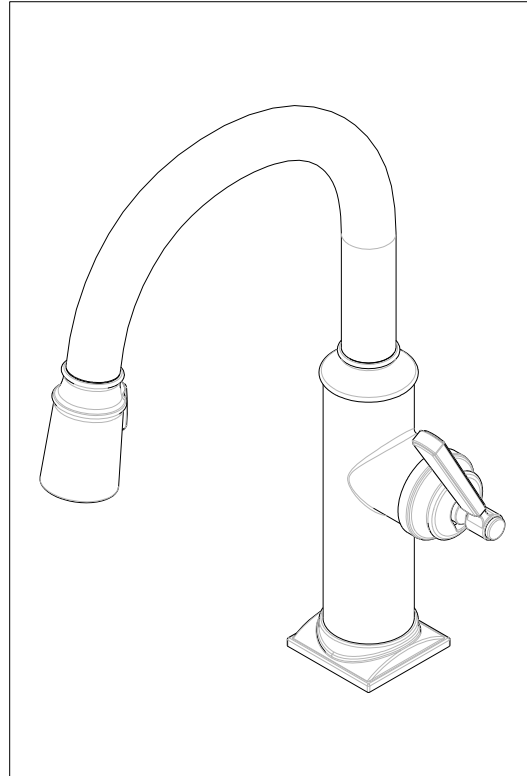


NOTES:

- (NI) 1. FIT / FORM / FUNCTION SHALL FOLLOW PS-E.008.
- 2. PUT THESE ITEMS IN SEPARATE PLASTIC BAGS.
- 3. TORQUE TO 7.5-8.5 LB-FT.
- 4. APPLY THIN COAT OF SILICON GREASE FOR ALL O-RINGS BEFORE INSTALLATION.
- 5. APPLY LOCTITE 242, IF SCREW DOES NOT HAVE NYLON PATCH.

**6. APPLY SILICONE GREASE 10" FROM OUTLET OF PN 11877.**

**C.G. 09/06/18**



**BILL OF MATERIAL (CURRENT LEVEL)**

ITEM	PT/ASSY	DESCRIPTION	TYPE	QTY.
1	20-222	BASE RING ASM	ASSEMBLY	1
2	20-223	MAIN BODY ASM, TAFT	ASSEMBLY	1
3	91030	O-RING, #2- 115, EPDM, 65-75 DURO, NSF 61	PART	4
4	12493	SPOUT	PART	1
5	91544	MAGNET DOCKING	ASSEMBLY	1
6	3-597	SPRAY HEAD, TAFT	ASSEMBLY	1
7	11877	HOSE, PULLDOWN SWIVEL	ASSEMBLY	1
8	1-064	SINGLE LEVER CARTRIDGE	PART	1
9	12839	HANDLE HUB	PART	1
10	1-266	CART. RETAINER ASM	ASSEMBLY	1
11	12850	HANDLE LEVER	PART	1
12	91534	CARTRIDGE STEM INSERT	PART	1
13	91255	O-RING, #2- 011, EPDM, 65-75 DURO, NSF-61	PART	2
14	91568	RETAINER CLIP	PART	1
15	1-256	MOUNTING KIT	ASSEMBLY	1
16	91341	ZIP TIE	PART	1
17	98044	LABEL - HOT	PART	1
18	1-286	WEIGHT ASM	ASSEMBLY	1
19	91712	SLEEVE	PART	1
20	20-226	CAP ASM	ASSEMBLY	1
21	92477	SCRW, M4 X 16 SKT FLT HD SS	PART	1

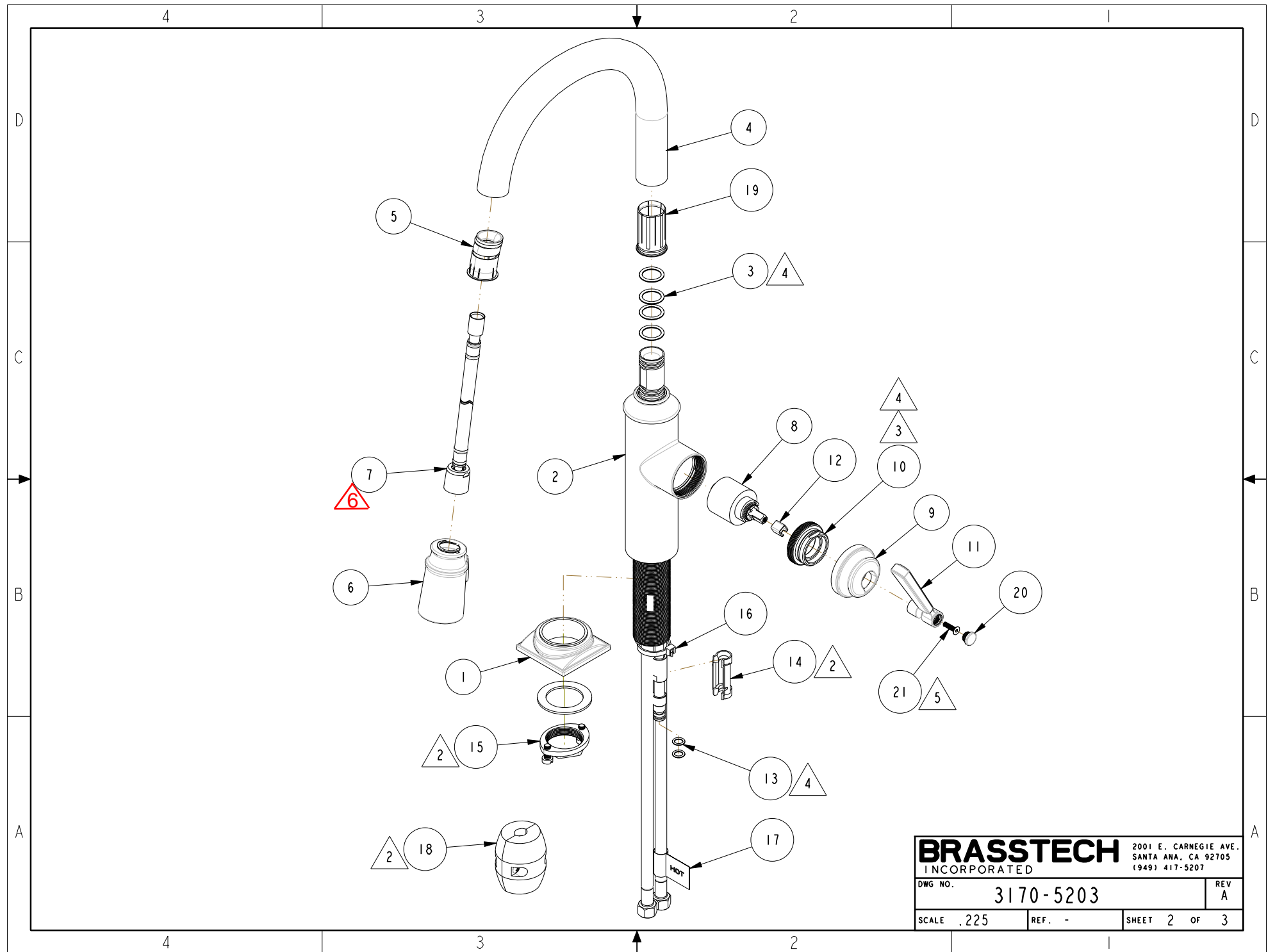
TESTING	-	-	-
ASSEMBLY	-	-	-
PLATING	-	-	-
POLISHING	-	NEXT ASSY	USED ON
MACHINING	-	APPLICATION	
TOOLING FIXTURE #	REMOVE ALL BURRS AND SHARP EDGES		

UNITS ARE: INCHES [MM]  
 TOLERANCES ARE:  
 FRACTIONS DECIMALS ANGLES  
 ±1/16" .X ±.1 (2.5) ±1°  
 .XX ±.06 (1.5)  
 (X.XXX) DENOTES CRITICAL DIMS.  
 ALL THREADS ARE CRITICAL  
 DRAWN JINSON 09/26/17  
 CHECKED RAVINDRA 09/26/17  
 APPROVED J.M 09/26/17

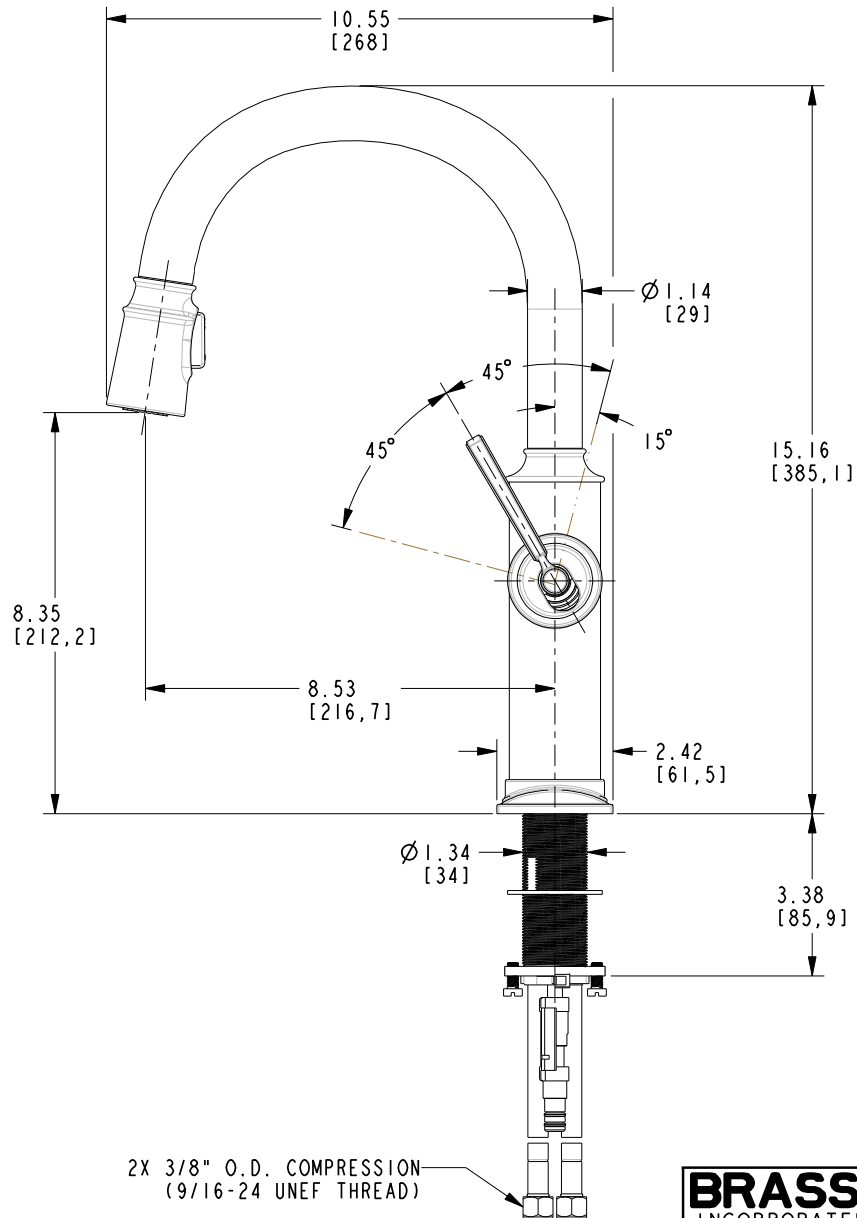
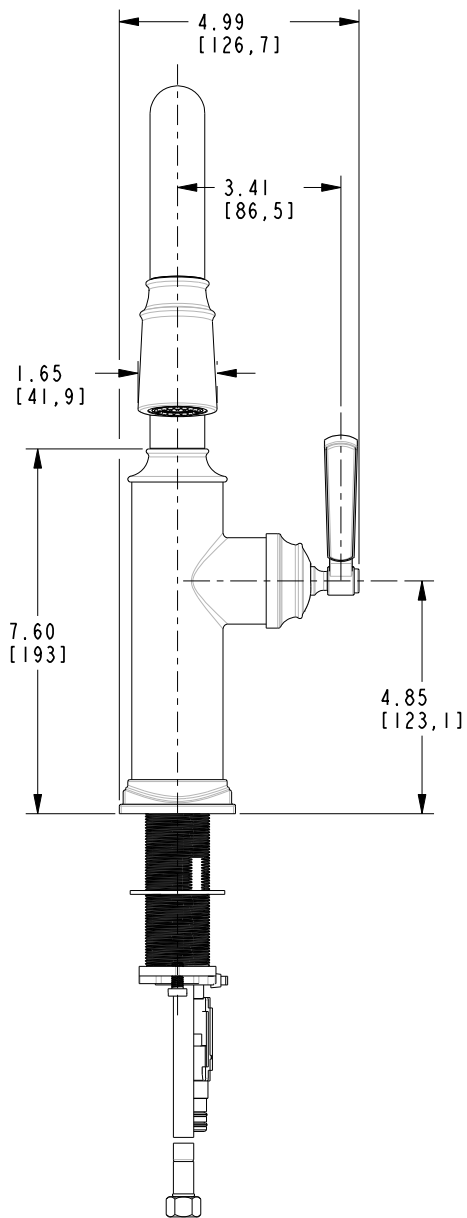
**BRASSTECH** 2001 CARNEGIE AVE.  
 SANTA ANA, CA 92705  
 (949) 417-5207  
**INCORPORATED**  
**PREP/BAR PULLDOWN**  
 DWG NO. **3170-5203** REV **A**  
 SCALE .250 REF. - SHEET 1 OF 3

COPYRIGHT 2005 BRASSTECH, INC. THESE DRAWINGS AND THE DESIGNS DEPICTED HEREIN ARE THE PROPRIETARY PROPERTY OF BRASSTECH. ANY USE OR REPRODUCTION IS SUBJECT TO THE EXPRESS APPROVAL OF BRASSTECH. UNAUTHORIZED USE IS STRICTLY PROHIBITED. ALL RIGHTS RESERVED.

-	A	EN-3413b	11/14/17	JM
-	-	EN-3076	09/26/17	JM
ZONE	REV	DESCRIPTION	DATE	APPROVED



<b>BRASSTECH</b>		2001 E. CARNEGIE AVE. SANTA ANA, CA 92705 (949) 417-5207	
DWG NO.	3170-5203		REV A
SCALE .225	REF. -	SHEET 2 OF 3	



2X 3/8" O.D. COMPRESSION  
(9/16-24 UNEF THREAD)

**BRASSTECH** 2001 E. CARNEGIE AVE.  
INCORPORATED SANTA ANA, CA 92705  
(949) 417-5207

DWG NO.	3170-5203	REV	A
SCALE	.250	REF.	-
SHEET 3		OF 3	