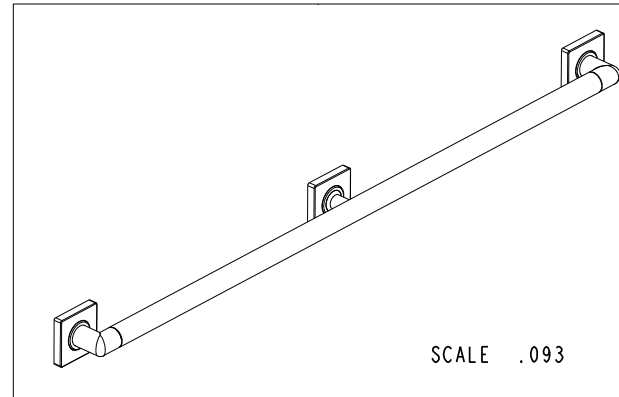
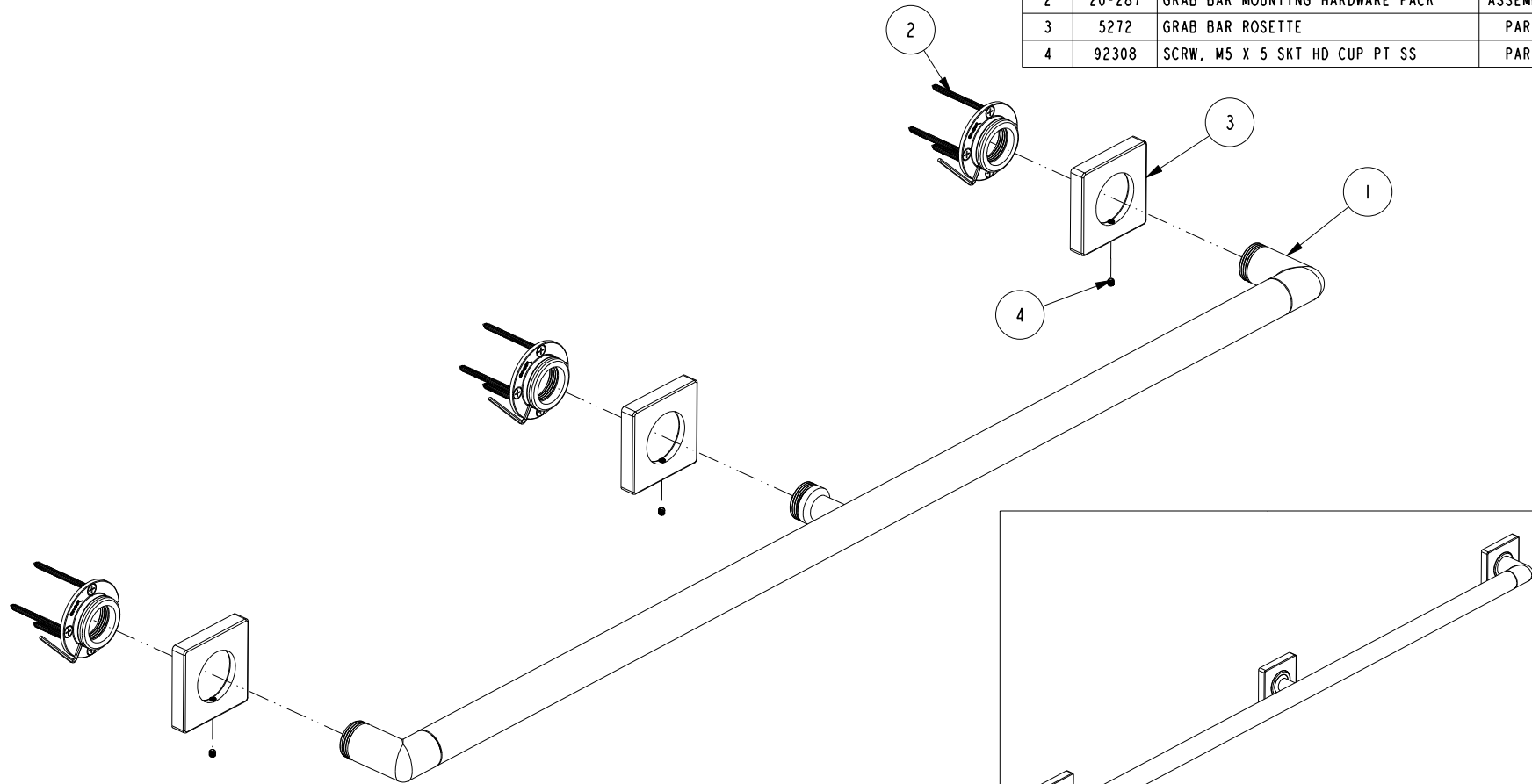


NOTES:

(NI) 1. FIT / FORM / FUNCTION SHALL FOLLOW PS-E.008.

**BILL OF MATERIAL (CURRENT LEVEL)**

ITEM	PT/ASSY	DESCRIPTION	TYPE	QTY.
1	508650	42" GRAB BAR ASM	ASSEMBLY	1
2	20-287	GRAB BAR MOUNTING HARDWARE PACK	ASSEMBLY	3
3	5272	GRAB BAR ROSETTE	PART	3
4	92308	SCRW, M5 X 5 SKT HD CUP PT SS	PART	3



TESTING	-	-	-
ASSEMBLY	-	-	-
PLATING	-	-	-
POLISHING	-	NEXT ASSY	USED ON
MACHINING	-	APPLICATION	
TOOLING FIXTURE #	REMOVE ALL BURRS AND SHARP EDGES		

UNITS ARE: INCHES [MM]  
 TOLERANCES ARE:  
 FRACTIONS DECIMALS ANGLES  
 $\pm 1/16"$  .X  $\pm .1$  [2.5]  $\pm 1^\circ$   
 .XX  $\pm .06$  [1.5]  
 (X.XXX) DENOTES CRITICAL DIMS.  
 ALL THREADS ARE CRITICAL

**BRASSTECH** 2001 CARNEGIE AVE.  
 INCORPORATED SANTA ANA, CA 92705  
 (949) 417-5207

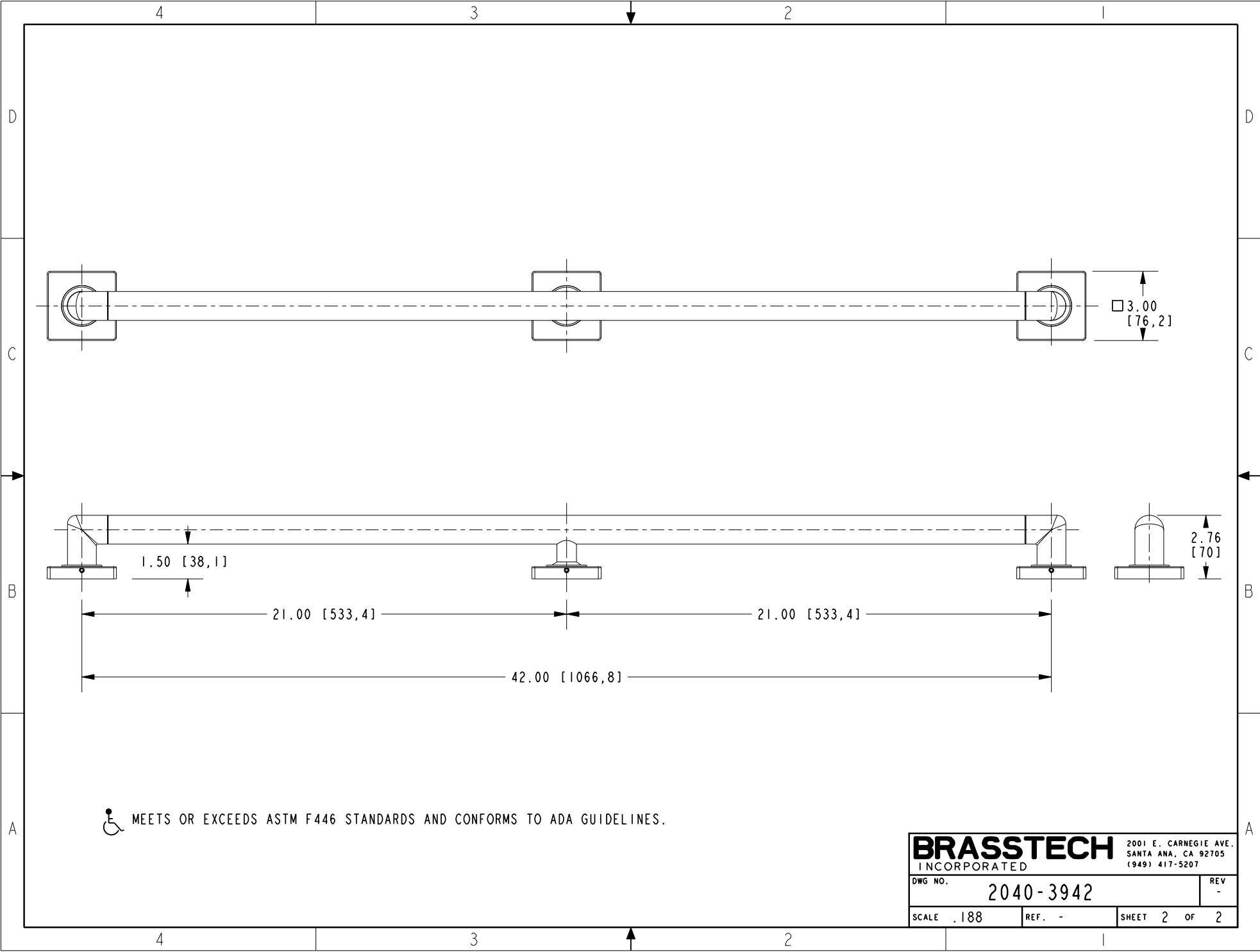
GRAB BAR 42"

ZONE	REV	DESCRIPTION	DATE	APPROVED
-	-	EN-3279b	07/13/17	J.M.

COPYRIGHT 2005 BRASSTECH, INC.  
 THESE DRAWINGS AND THE DESIGNS  
 DEPICTED HEREIN ARE THE PROPRIETARY  
 PROPERTY OF BRASSTECH. ANY USE  
 OR REPRODUCTION IS SUBJECT TO  
 THE EXPRESS APPROVAL OF BRASSTECH.  
 UNAUTHORIZED USE IS STRICTLY  
 PROHIBITED. ALL RIGHTS RESERVED.

DRAWN	R.S.	07/13/17
CHECKED	J.M.	07/13/17
APPROVED	J.M.	07/13/17

DWG NO.	2040-3942	REV	-
SCALE	.188	REF.	-
SHEET	1	OF	2



 MEETS OR EXCEEDS ASTM F446 STANDARDS AND CONFORMS TO ADA GUIDELINES.

<b>BRASSTECH</b>		2001 E. CARNEGIE AVE.
INCORPORATED		SANTA ANA, CA 92705
		(949) 417-5207
DWG NO.	2040-3942	REV -
SCALE .188	REF. -	SHEET 2 OF 2