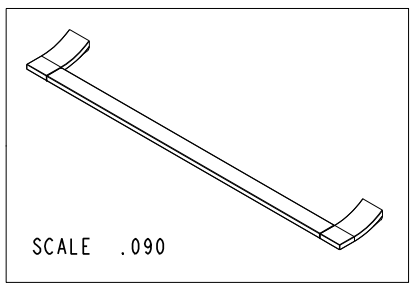
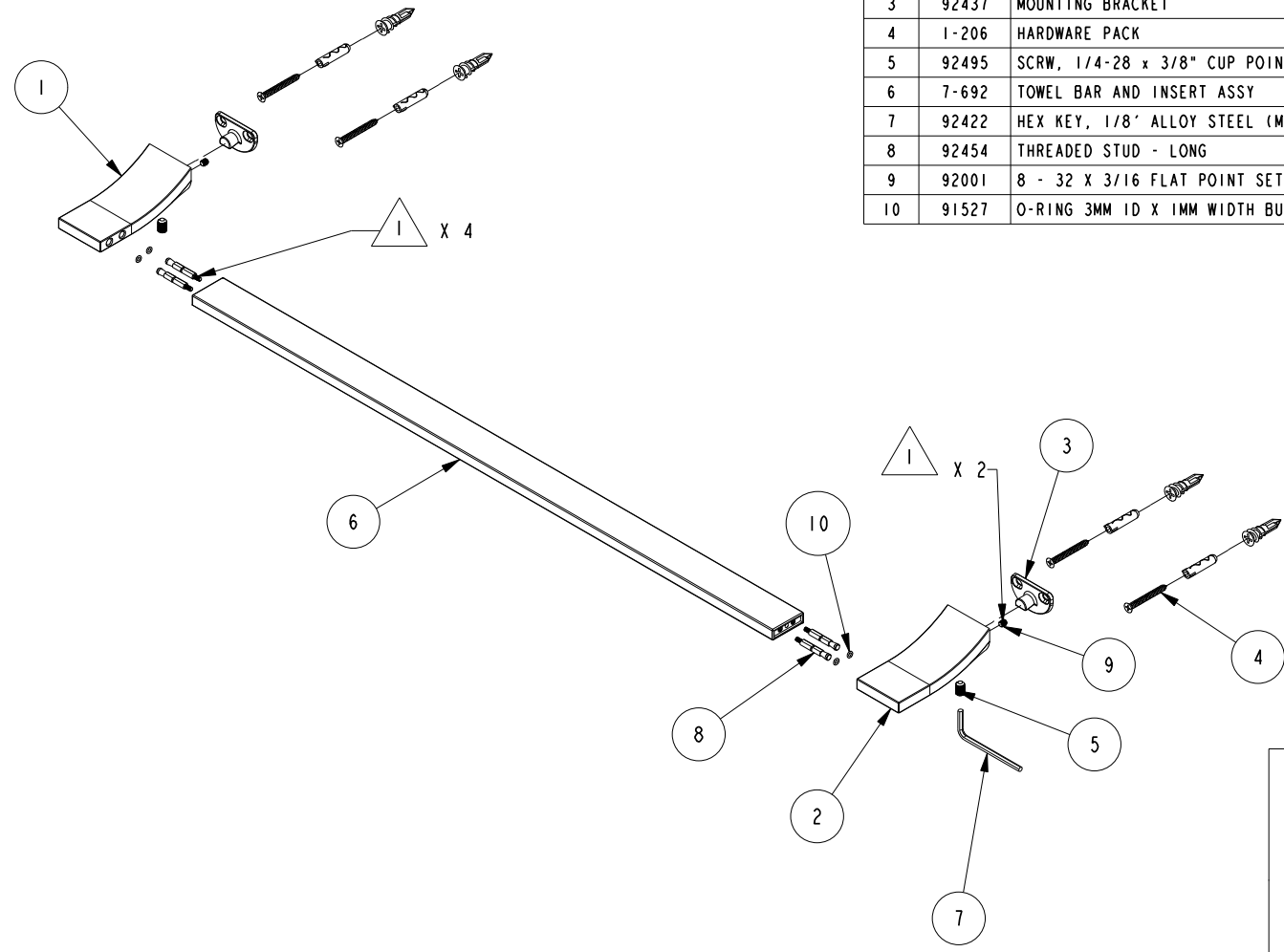


1 APPLY PERMANENT THREAD LOCKER (LOCTITE 680)

BILL OF MATERIAL (CURRENT LEVEL)				
ITEM	PT/ASSY	DESCRIPTION	TYPE	QTY.
1	40412	TOWEL BAR POST LEFT	PART	1
2	40413	TOWEL BAR POST RIGHT	PART	1
3	92437	MOUNTING BRACKET	PART	2
4	1-206	HARDWARE PACK	ASSEMBLY	2
5	92495	SCRW, 1/4-28 x 3/8" CUP POINT SET SS (MMC # 92311A558)	PART	2
6	7-692	TOWEL BAR AND INSERT ASSY	ASSEMBLY	1
7	92422	HEX KEY, 1/8" ALLOY STEEL (MMC# 7122A18)	PART	1
8	92454	THREADED STUD - LONG	PART	4
9	92001	8 - 32 X 3/16 FLAT POINT SET SCREW	PART	2
10	91527	O-RING 3MM ID X IMM WIDTH BUNA-N, SHORE A 70 (MMC# 9262K441)	PART	4



COPYRIGHT 2005 BRASSTECH, INC. THESE DRAWINGS AND THE DESIGNS DEPICTED HEREIN ARE THE PROPRIETARY PROPERTY OF BRASSTECH. ANY USE OR REPRODUCTION IS SUBJECT TO THE EXPRESS APPROVAL OF BRASSTECH. UNAUTHORIZED USE IS STRICTLY PROHIBITED. ALL RIGHTS RESERVED.

BRASSTECH
INCORPORATED
2001 E. CARNEGIE AVE.
SANTA ANA, CA 92705
(949) 417-5207

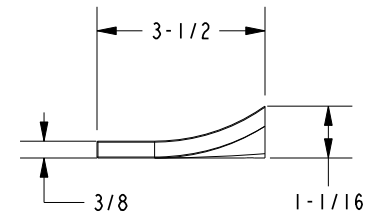
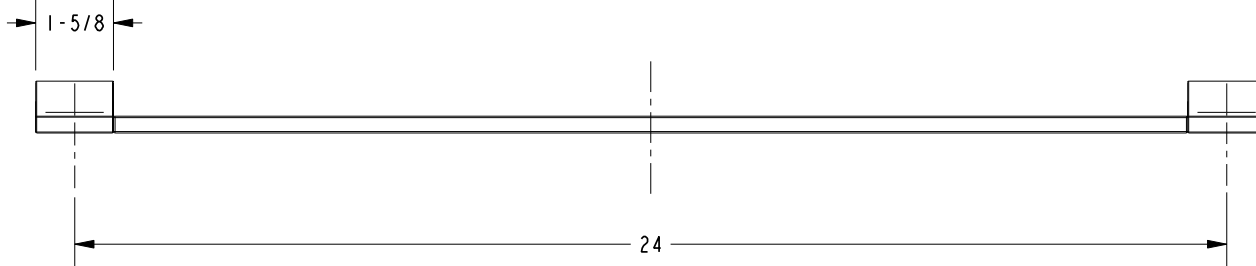
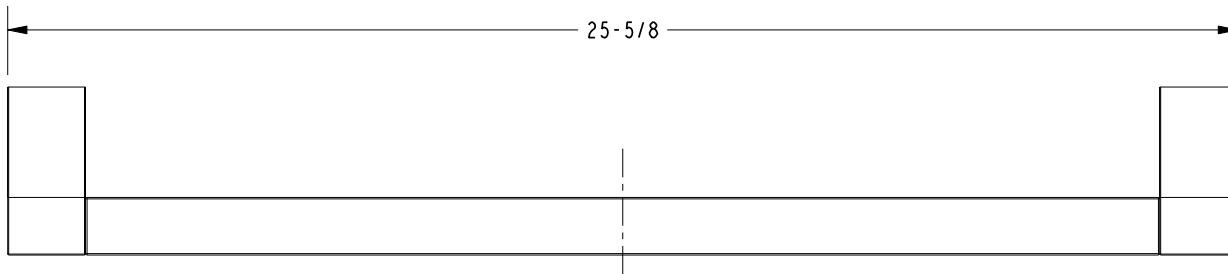
24" TOWEL BAR

ASSY. NO. 37-02

SCALE .250	REF. -	SHEET 1 OF 2	REV	REV DESC	DATE
------------	--------	--------------	-----	----------	------

B	EN-1718	04/01/11
A	EN-1683	01/06/11
-	EN-1294	11/09/10

SPECIFICATION DWG



DIMENSIONS ARE IN INCHES AND AN APPROXIMATION OF A TYPICAL INSTALLATION

COPYRIGHT 2005 BRASSTECH, INC. THESE DRAWINGS AND THE DESIGNS DEPICTED HEREIN ARE THE PROPRIETARY PROPERTY OF BRASSTECH. ANY USE OR REPRODUCTION IS SUBJECT TO THE EXPRESS APPROVAL OF BRASSTECH. UNAUTHORIZED USE IS STRICTLY PROHIBITED. ALL RIGHTS RESERVED.

BRASSTECH INCORPORATED		2001 E. CARNEGIE AVE. SANTA ANA, CA 92705 (949) 417-5207
DWG NO.	37-02	REV B
SCALE	.375	REF. - SHEET 2 OF 2