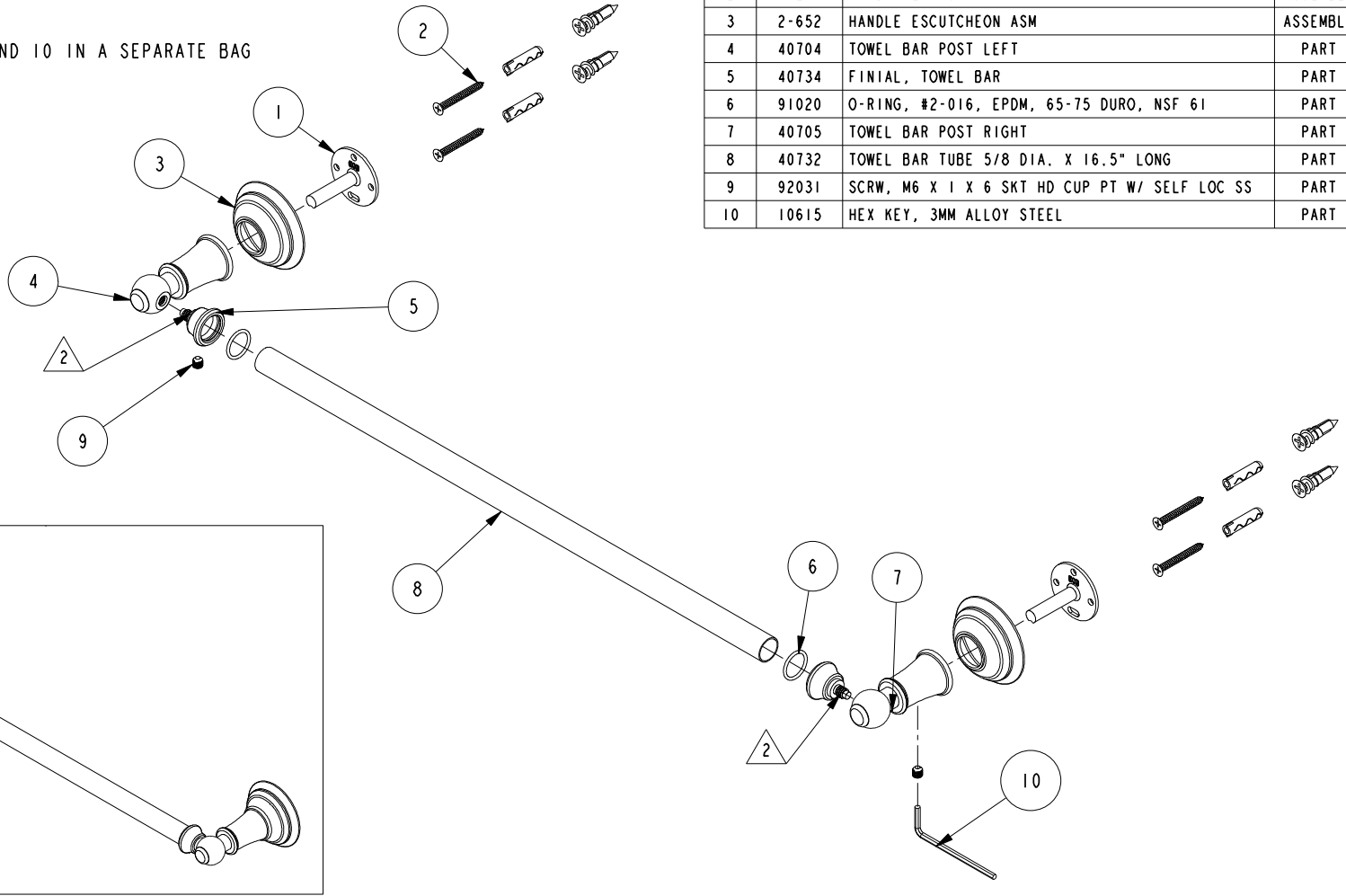
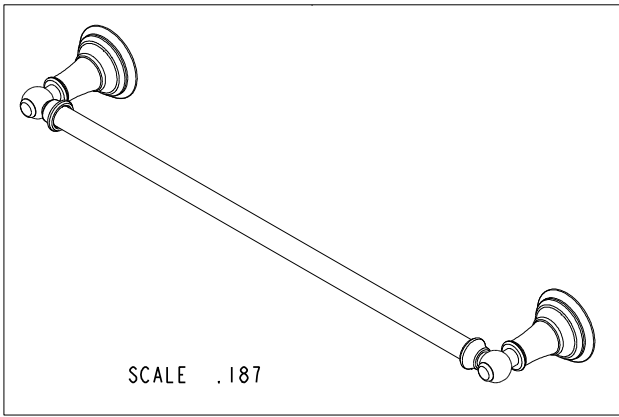


NOTES:

- (N1) 1. FIT / FORM / FUNCTION SHALL FOLLOW PS-E.008.
- △ 2. APPLY LOCTITE 680.
- (N3) 3. PLACE ITEMS# 2 AND 10 IN A SEPARATE BAG



BILL OF MATERIAL (CURRENT LEVEL)				
ITEM	PT/ASSY	DESCRIPTION	TYPE	QTY.
1	6XXB	MOUNTING BRACKET	PART	2
2	1-206	HARDWARE PACK	ASSEMBLY	2
3	2-652	HANDLE ESCUTCHEON ASM	ASSEMBLY	2
4	40704	TOWEL BAR POST LEFT	PART	1
5	40734	FINIAL, TOWEL BAR	PART	2
6	91020	O-RING, #2-016, EPDM, 65-75 DURO, NSF 61	PART	2
7	40705	TOWEL BAR POST RIGHT	PART	1
8	40732	TOWEL BAR TUBE 5/8 DIA. X 16.5" LONG	PART	1
9	92031	SCRW, M6 X 1 X 6 SKT HD CUP PT W/ SELF LOC SS	PART	2
10	10615	HEX KEY, 3MM ALLOY STEEL	PART	1



TESTING	-	-	-
ASSEMBLY	-	-	-
PLATING	-	-	-
POLISHING	-	NEXT ASSY	USED ON
MACHINING	-	APPLICATION	
TOOLING FIXTURE #	REMOVE ALL BURRS AND SHARP EDGES		

UNITS ARE: INCHES [MM]
 FRACTIONS DECIMALS ANGLES
 ±1/16" .X ±.1 [2.5] ±1°
 .XX ±.06 [1.5]

(X.XXX) DENOTES CRITICAL DIMS.
 ALL THREADS ARE CRITICAL

DRAWN R.S. 06/21/19
 CHECKED J.M. 06/21/19
 APPROVED J.M. 06/21/19

BRASSTECH 2001 CARNEGIE AVE.
 INCORPORATED SANTA ANA, CA 92705
 (949) 417-5207

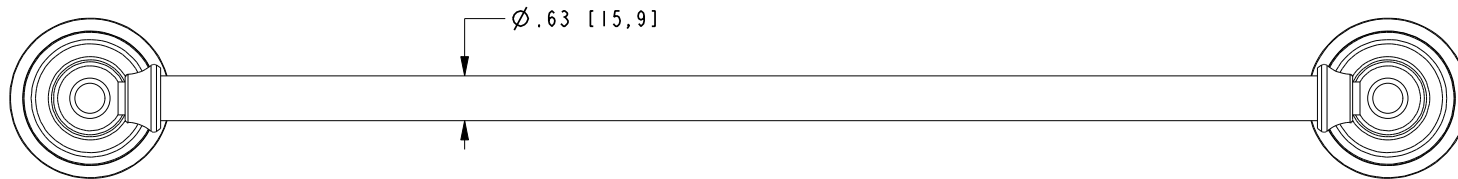

18" TOWEL BAR

DWG NO. 34-01 REV -

SCALE .250 REF. - SHEET 1 OF 2

COPYRIGHT 2005 BRASSTECH, INC.
 THESE DRAWINGS AND THE DESIGNS
 DEPICTED HEREIN ARE THE PROPRIETARY
 PROPERTY OF BRASSTECH. ANY USE
 OR REPRODUCTION IS SUBJECT TO
 THE EXPRESS APPROVAL OF BRASSTECH.
 UNAUTHORIZED USE IS STRICTLY
 PROHIBITED. ALL RIGHTS RESERVED.

EN-3950	09/03/19	J.M.
ZONE	REV	DESCRIPTION



BRASSTECH		2001 E. CARNEGIE AVE. SANTA ANA, CA 92705 (949) 417-5207	
DWG NO.	34-01	REV	-
SCALE	.375	REF.	-
		SHEET	2 OF 2