

NOTES:

Ⓝ 1. FIT / FORM / FUNCTION SHALL FOLLOW PS-E.008.

**BILL OF MATERIAL (CURRENT LEVEL)**

ITEM	PT/ASSY	DESCRIPTION	TYPE	QTY.
1	3-418	W/M SPOUT & ESCUTCHEON ASM	ASSEMBLY	1
2	3-549	HANDLE/ ESC ASM	ASSEMBLY	2
3	91571	AERATOR KEY	PART	1

D

D

C

C

B

B

A

A

ZONE	REV	DESCRIPTION	DATE	APPROVED
-	B	EN-3149	05/07/18	C.G.
-	A	EN-3149	10/10/16	AN
-	-	EN-3032d	07/13/16	AN

COPYRIGHT 2005 BRASSTECH, INC. THESE DRAWINGS AND THE DESIGNS DEPICTED HEREIN ARE THE PROPRIETARY PROPERTY OF BRASSTECH. ANY USE OR REPRODUCTION IS SUBJECT TO THE EXPRESS APPROVAL OF BRASSTECH. UNAUTHORIZED USE IS STRICTLY PROHIBITED. ALL RIGHTS RESERVED.

TESTING	ASSEMBLY	PLATING	POLISHING	MACHINING	TOOLING FIXTURE #
-	-	-	-	-	-
-	-	-	-	-	-
-	-	-	-	-	-
-	-	-	-	-	-
-	-	-	-	-	-
-	-	-	-	-	-
-	-	-	-	-	-
-	-	-	-	-	-
-	-	-	-	-	-

UNITS ARE: INCHES [MM]	TOLERANCES ARE:	ANGLES
FRACTIONS DECIMALS		
$\pm 1/16"$	.X $\pm$ .1 [2.5]	$\pm 1^\circ$
	.XX $\pm$ .06 [1.5]	
(X.XXX) DENOTES CRITICAL DIMS.		
ALL THREADS ARE CRITICAL		
DRAWN	AN	07/13/16
CHECKED	AN	07/13/16
APPROVED	AN	07/13/16

**BRASSTECH** 2001 CARNEGIE AVE. SANTA ANA, CA 92705 (949) 417-5207  
INCORPORATED

WALL MOUNT LAV FAUCET

DWG NO. **3-3101** REV B

SCALE .450 REF. - SHEET 1 OF 3

4

3

2

1

4

3

2

1

D

D

C

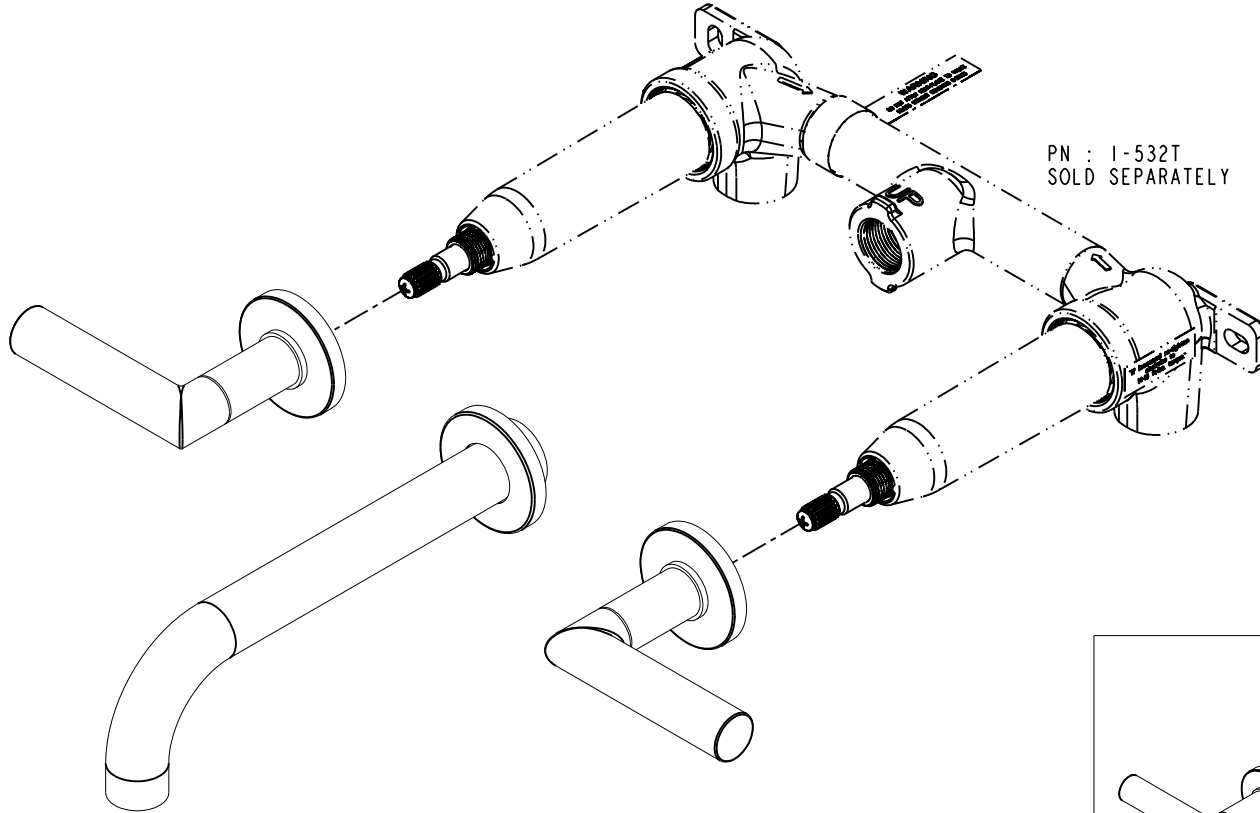
C

B

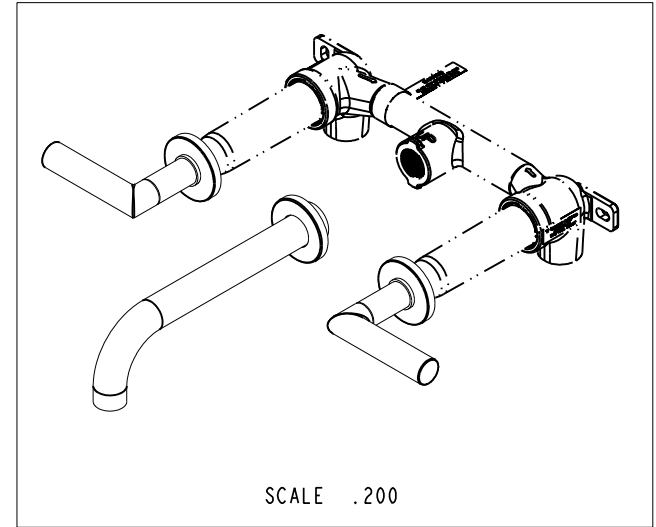
B

A

A



PN : 1-532T  
SOLD SEPARATELY



SCALE .200

<b>BRASSTECH</b>		2001 E. CARNEGIE AVE.	
INCORPORATED		SANTA ANA, CA 92705	
DWG NO. 3-3101		REV B	
SCALE .375	REF. -	SHEET 2 OF 3	

4

3

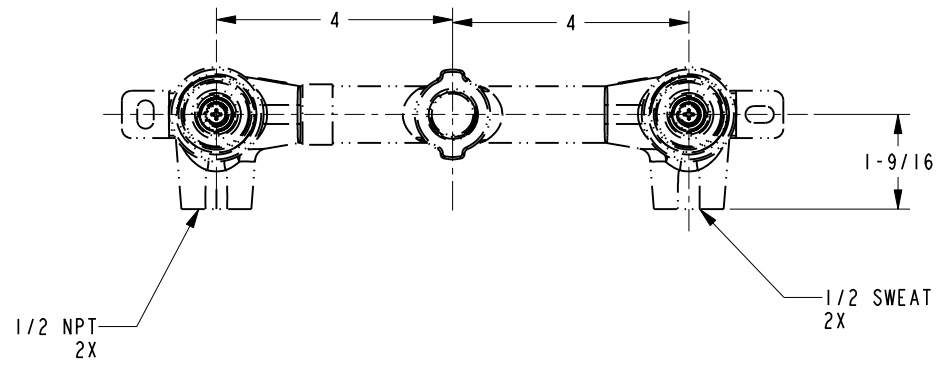
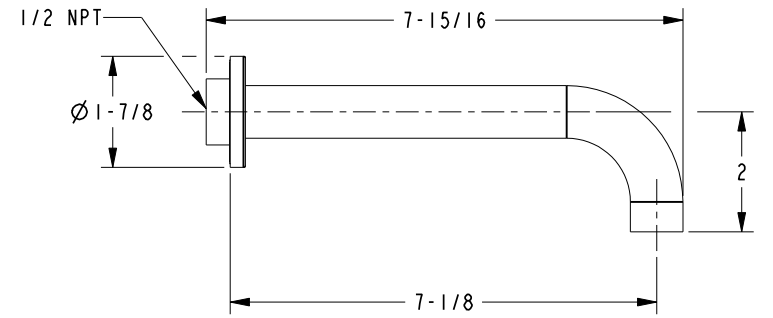
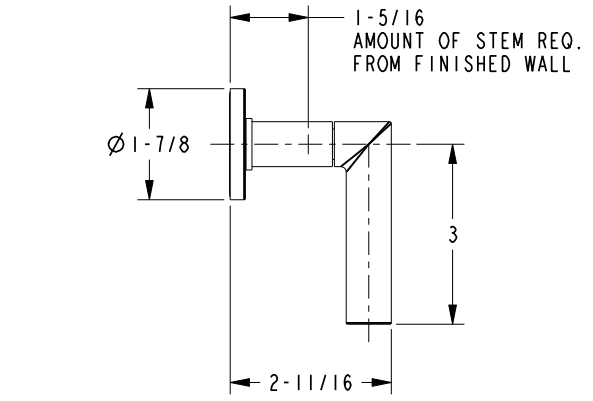
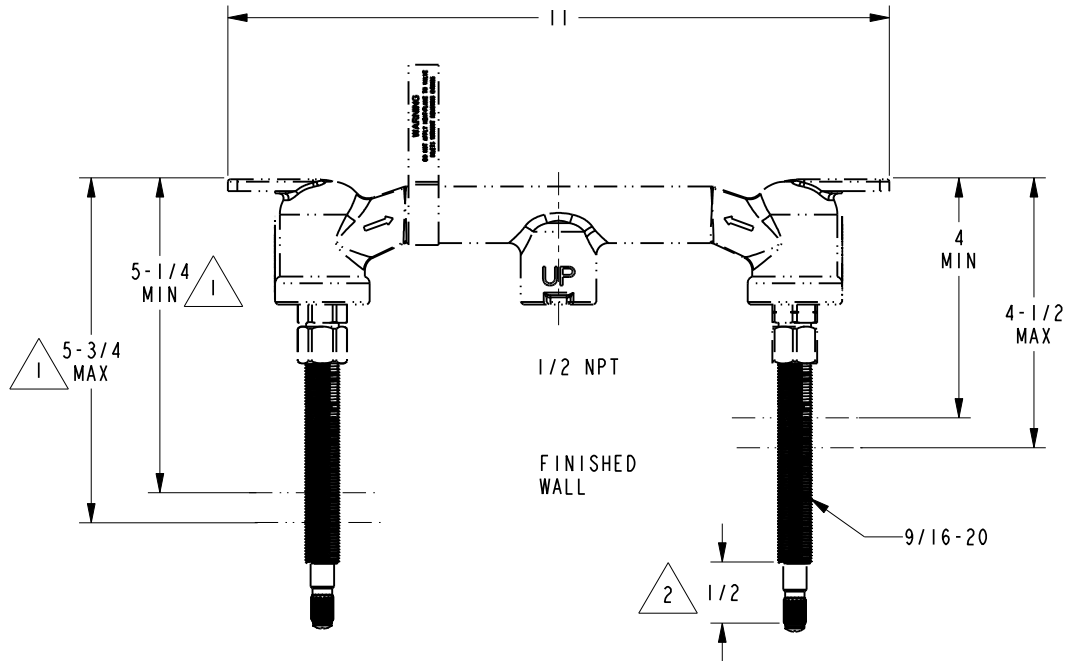
2

1

NOTES:

1. CUT STEM AS SHOWN.

2. CUT ALL THREADS 1/2" SHORTER THAN STEM.



<b>BRASSTECH</b>		2001 E. CARNEGIE AVE. SANTA ANA, CA 92705 (949) 417-5207	
INCORPORATED			
DWG NO.	3-3101		REV B
SCALE .313	REF. -	SHEET 3 OF 3	