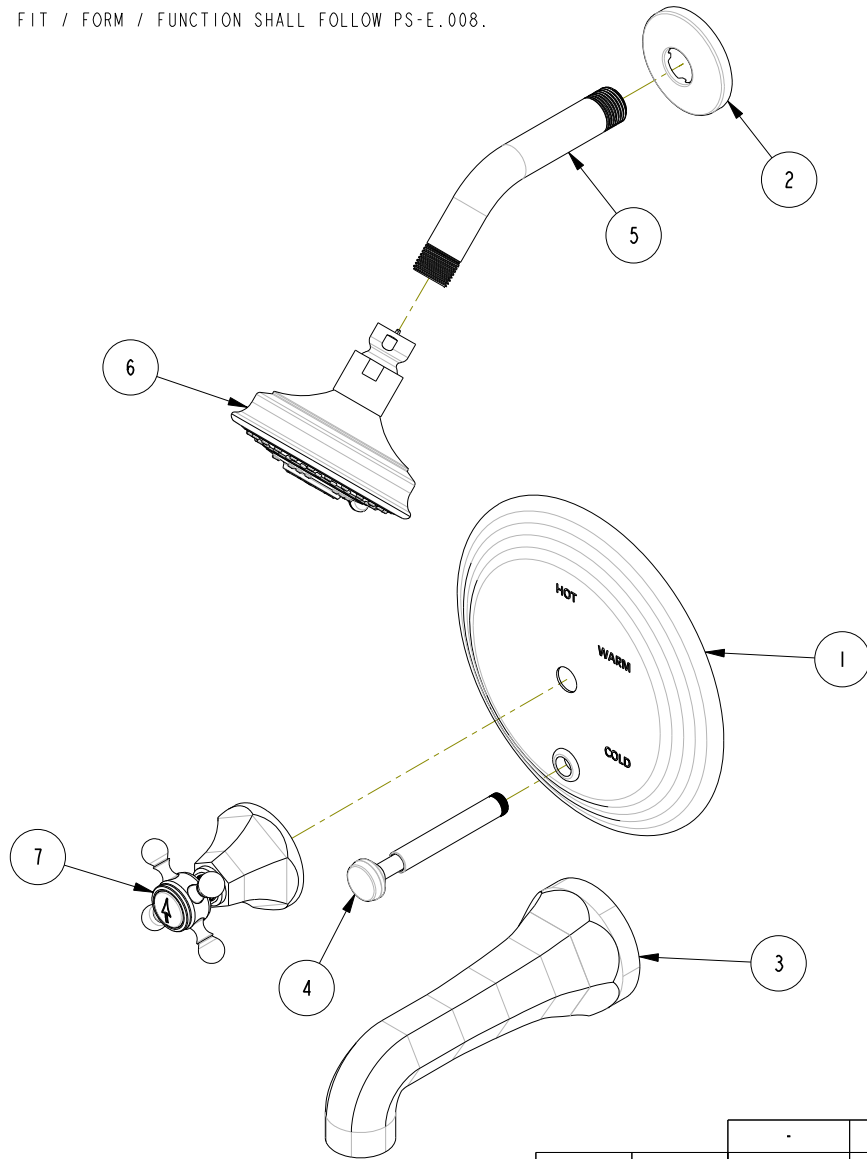


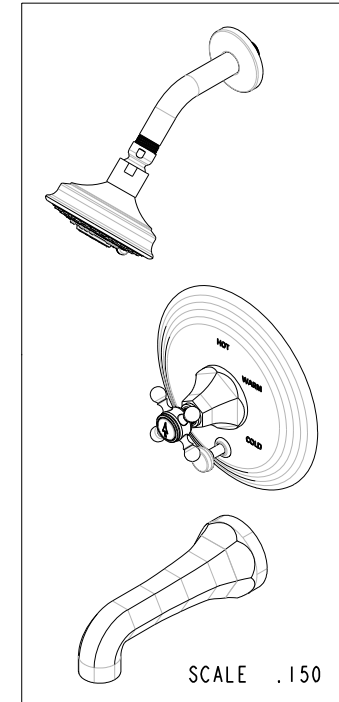
NOTES:

(N1) 1. FIT / FORM / FUNCTION SHALL FOLLOW PS-E.008.



BILL OF MATERIAL (CURRENT LEVEL)

ITEM	PT/ASSY	DESCRIPTION	TYPE	QTY.
1	2-224	COVERPLATE BP W/DIVERTER	ASSEMBLY	1
2	206	SHOWER ARM FLANGE	PART	1
3	2-144	WALL TUB SPOUT - HEX	ASSEMBLY	1
4	2-217	DIVERTER TRIM KIT	ASSEMBLY	1
5	200	SHOWER ARM 6" BRASS	PART	1
6	2156	SHOWER HEAD, TRAD	ASSEMBLY	1
7	3-595	DIVERTER/FLOW CONTROL HANDLE, ARROW	ASSEMBLY	1



TESTING	-	-	-
ASSEMBLY	-	-	-
PLATING	-	-	-
POLISHING	-	NEXT ASSY	USED ON
MACHINING	-	APPLICATION	
TOOLING FIXTURE #	REMOVE ALL BURRS AND SHARP EDGES		

UNITS ARE: INCHES [MM]
 TOLERANCES ARE:
 FRACTIONS DECIMALS ANGLES
 $\pm 1/16"$.1 $\pm .1$ (2.5) $\pm 1^\circ$
 .XX $\pm .06$ (1.5)
 (X.XXX) DENOTES CRITICAL DIMS.
 ALL THREADS ARE CRITICAL

DRAWN	AN	12/16/16
CHECKED	AN	12/16/16
APPROVED	AN	12/16/16

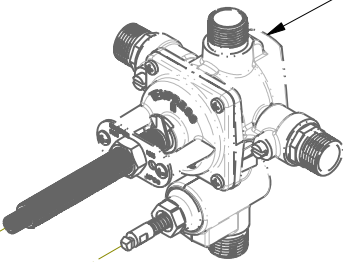
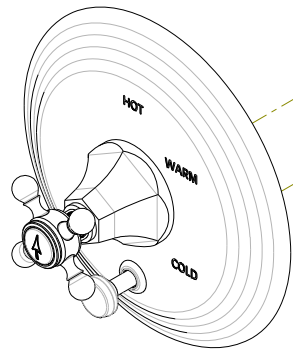
BRASSTECH 2001 CARNEGIE AVE.
 INCORPORATED SANTA ANA, CA 92705
 (949) 417-5207

BP TUB & SHOWER TRIM SET

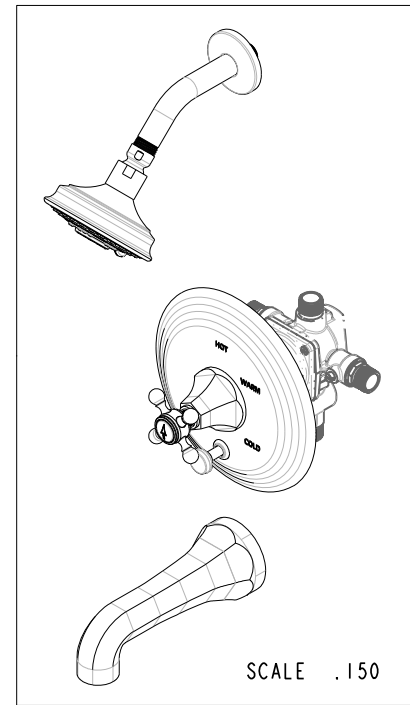
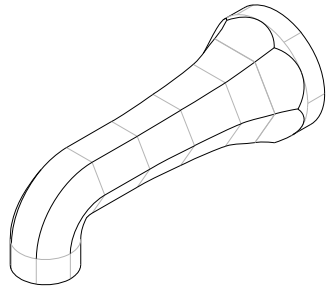
DWG NO.	3-1222BP	REV	-
SCALE	.250	REF.	-
SHEET	1	OF	3

COPYRIGHT 2005 BRASSTECH, INC.
 THESE DRAWINGS AND THE DESIGNS
 DEPICTED HEREIN ARE THE PROPRIETARY
 PROPERTY OF BRASSTECH. ANY USE
 OR REPRODUCTION IS SUBJECT TO
 THE EXPRESS APPROVAL OF BRASSTECH.
 UNAUTHORIZED USE IS STRICTLY
 PROHIBITED. ALL RIGHTS RESERVED.

-	-	EN-3194	12/16/16	AN
ZONE	REV	DESCRIPTION	DATE	APPROVED



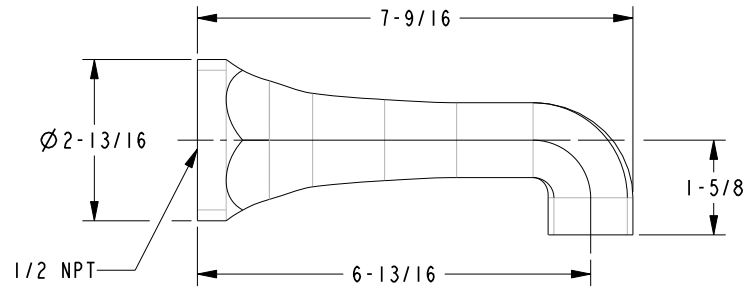
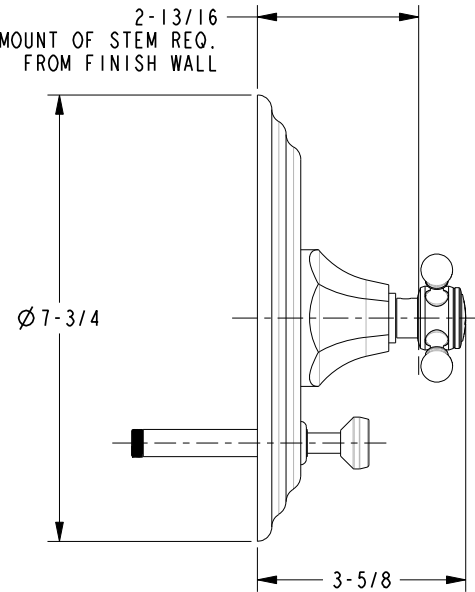
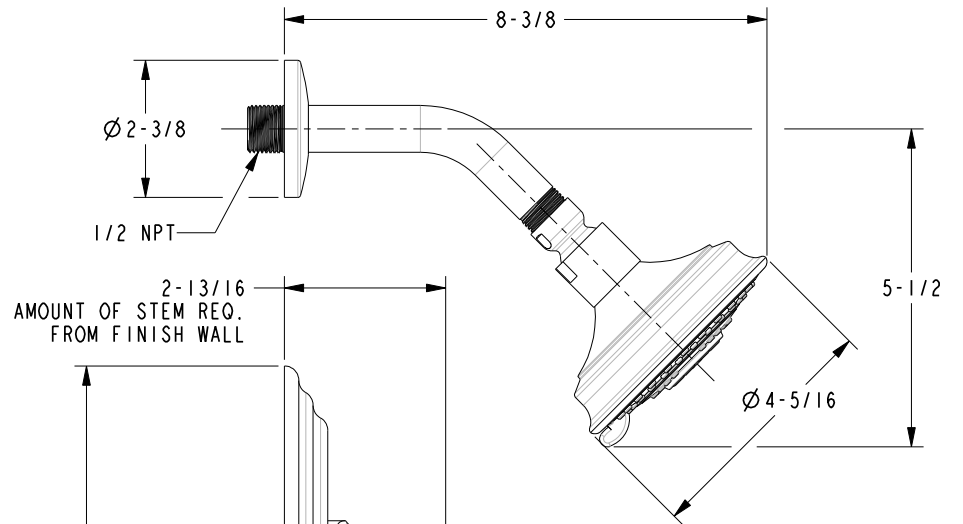
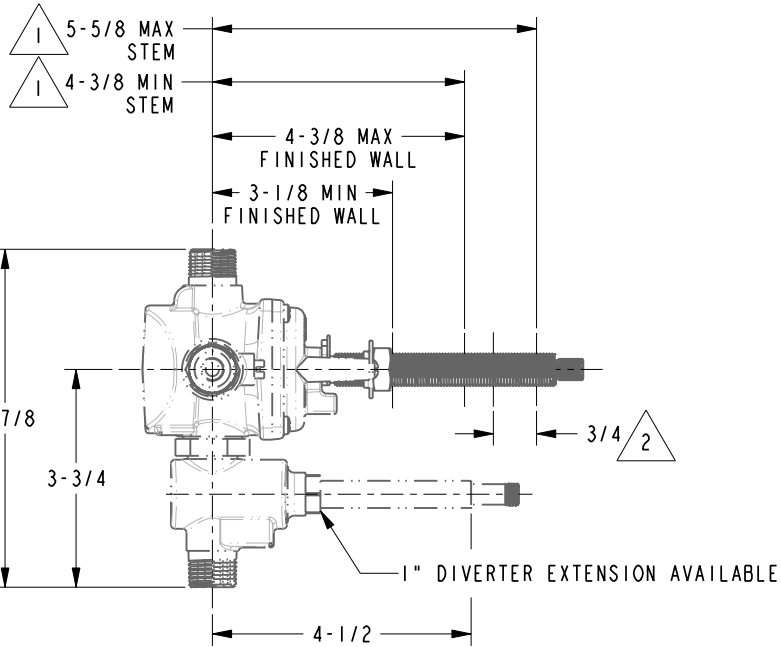
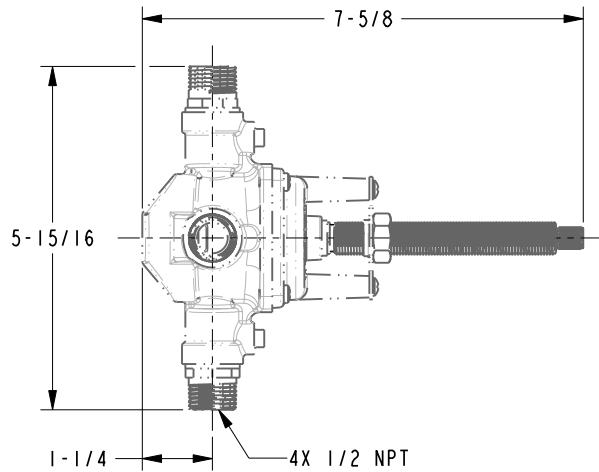
PN : 1-595
SOLD SEPARATELY



BRASSTECH		2001 E. CARNEGIE AVE. SANTA ANA, CA 92705 (949) 417-5207	
INCORPORATED			
DWG NO.	3-1222BP		REV
			-
SCALE .250	REF. -	SHEET 2	OF 3

NOTES:

- 1. CUT STEM TO DIMENSION SHOWN.
- 2. CUT ALL-THREAD 3/4" SHORTER THAN STEM.



BRASSTECH		2001 E. CARNEGIE AVE. SANTA ANA, CA 92705 (949) 417-5207	
DWG NO.	3-1222BP		REV -
SCALE .300	REF. -	SHEET 3 OF 3	