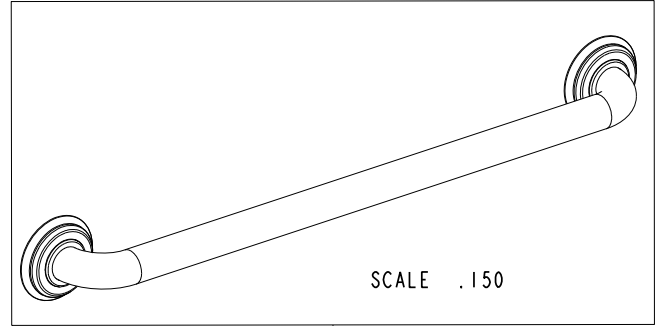
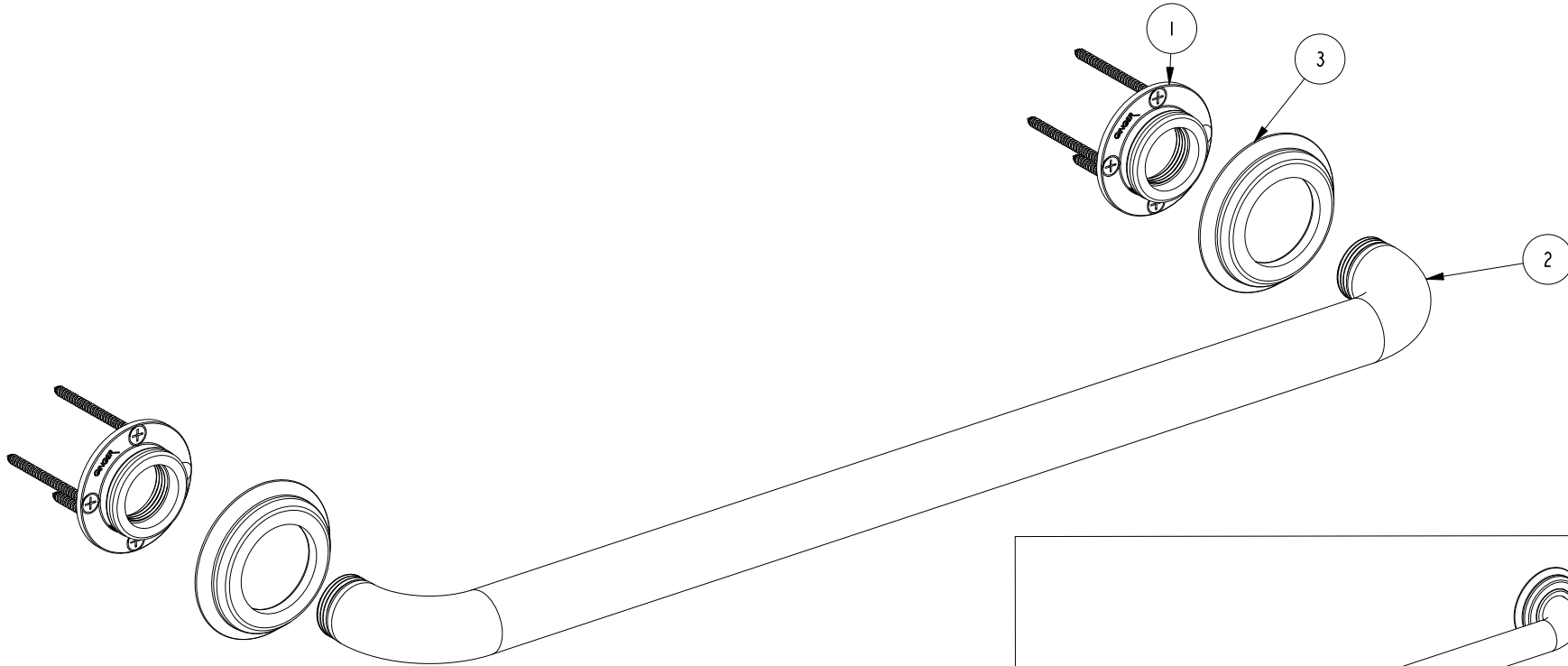


NOTES:

(N1) 1. FIT / FORM / FUNCTION SHALL FOLLOW PS-E.008.

**BILL OF MATERIAL (CURRENT LEVEL)**

| ITEM | PT/ASSY | DESCRIPTION                     | TYPE     | QTY. |
|------|---------|---------------------------------|----------|------|
| 1    | 20-287  | GRAB BAR MOUNTING HARDWARE PACK | ASSEMBLY | 2    |
| 2    | 5083    | GRAB BAR AND ADAPTER ASSY       | ASSEMBLY | 1    |
| 3    | 40678   | DECORATIVE RING                 | PART     | 2    |



SCALE .150

COPYRIGHT 2005 BRASSTECH, INC. THESE DRAWINGS AND THE DESIGNS DEPICTED HEREIN ARE THE PROPRIETARY PROPERTY OF BRASSTECH. ANY USE OR REPRODUCTION IS SUBJECT TO THE EXPRESS APPROVAL OF BRASSTECH. UNAUTHORIZED USE IS STRICTLY PROHIBITED. ALL RIGHTS RESERVED.

| ZONE | REV | DESCRIPTION | DATE     | APPROVED |
|------|-----|-------------|----------|----------|
| -    | -   | EN-3279b    | 07/03/17 | -        |

| TESTING | ASSEMBLY | PLATING | POLISHING | MACHINING | TOOLING FIXTURE # | APPLICATION                      |
|---------|----------|---------|-----------|-----------|-------------------|----------------------------------|
| -       | -        | -       | -         | -         | -                 | REMOVE ALL BURRS AND SHARP EDGES |

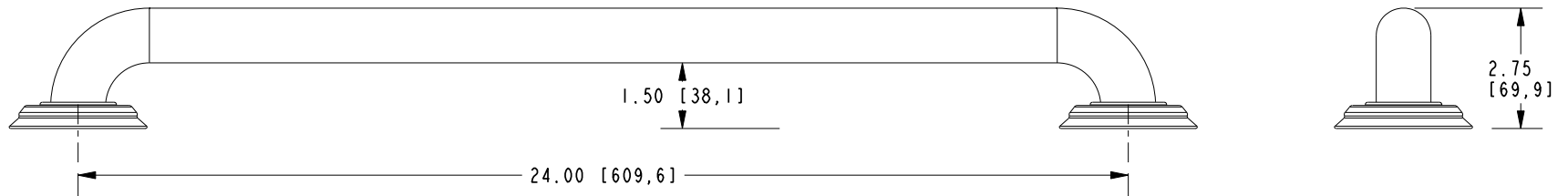
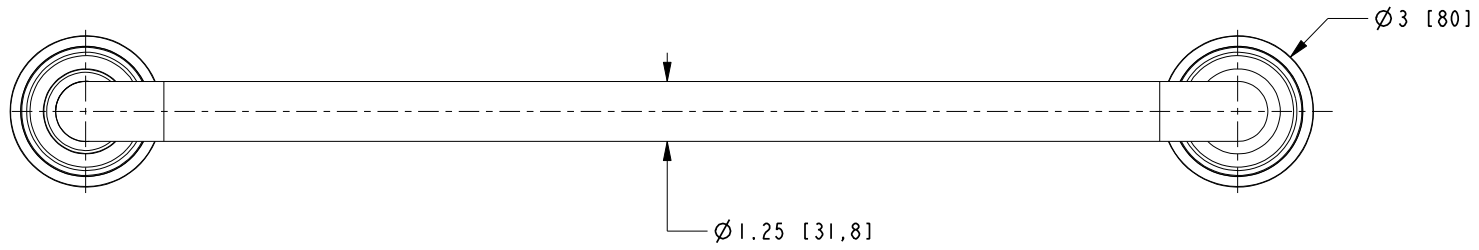
|                                |               |
|--------------------------------|---------------|
| UNITS ARE: INCHES [MM]         |               |
| TOLERANCES ARE:                |               |
| FRACTIONS DECIMALS             | ANGLES        |
| ±1/16"                         | ±1°           |
| .X ±.1 [2.5]                   |               |
| .XX ±.06 [1.5]                 |               |
| (X.XXX) DENOTES CRITICAL DIMS. |               |
| ALL THREADS ARE CRITICAL       |               |
| DRAWN                          | R.S. 07/03/17 |
| CHECKED                        | J.M. 07/03/17 |
| APPROVED                       | J.M. 07/03/17 |

**BRASSTECH** 2001 CARNEGIE AVE. SANTA ANA, CA 92705 (949) 417-5207  
INCORPORATED

**24" CURVED GRAB BAR ASSEMBLY**

DWG NO. **2400-3924** REV -

SCALE .312 REF. - SHEET 1 OF 2



 MEETS OR EXCEEDS ASTM F446 STANDARDS AND CONFORMS TO ADA GUIDELINES.

|                  |           |                       |        |
|------------------|-----------|-----------------------|--------|
| <b>BRASSTECH</b> |           | 2001 E. CARNEGIE AVE. |        |
| INCORPORATED     |           | SANTA ANA, CA 92705   |        |
|                  |           | (949) 417-5207        |        |
| DWG NO.          | 2400-3924 | REV                   | -      |
| SCALE            | .250      | REF.                  | -      |
|                  |           | SHEET                 | 2 OF 2 |