

Flara™ Technical Specification

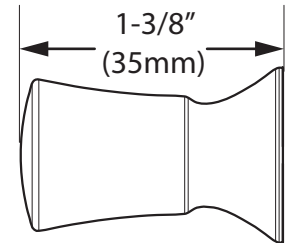
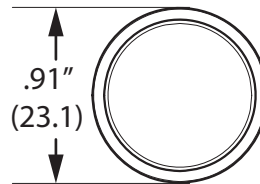

Cabinet Knob

YB0305

Stock Numbers:

- **YB0305BN – Cabinet Knob**
Brushed Nickel Finish
- **YB0305CH – Cabinet Knob**
Chrome Finish
- **YB0305NL – Cabinet Knob**
Polished Nickel Finish
- **YB0305BG – Cabinet Knob**
Brushed Gold Finish

Dimensions:



Materials:

Cabinet Knobs are constructed of zinc.

Installation Instructions:

1. Cabinet knobs will require one 3/16" hole.
2. Mark the location of the hole.
3. Use a 3/16" drill bit to drill hole.
4. Insert the screw into the hole.
5. Place the knob over the screw.
6. Use a Phillips screwdriver to tighten screw.

Cleaning Instructions:

To preserve the fine finish of this product, clean only with a soft damp cloth. Dry well. Do not use commercial or abrasive cleaners.

Stock Number: _____ **Cabinet Knob**
By Moen Incorporated

MOEN®

25300 AL MOEN DRIVE • NORTH OLMSTED, OH 44070
CORPORATE HEADQUARTERS: (800) 321-8809 • FAX: (800) 848-6636
INTERNATIONAL: (440) 962-2000 • FAX: (440) 962-2726
CUSTOMER SERVICE (USA): 800-882-0116 • FAX: (888) 379-2720
WWW.MOEN.COM
©Copyright Moen Incorporated