

## FAUCET DESCRIPTION

- Chrome plated brass construction
- Designed to be installed on 8" to 16" centers.
- Vandal resistant

## OPERATION

- ADA compliant lever style handles with hot and cold water indicators
- Metering mechanism is adjustable, to allow the installer to compensate for supply line pressures of 20 to 80 psi
- Cycle time easily adjusted from 5 to 60 seconds
- Factory preset to automatically shut off after 10 seconds at 80 psi
- 1/2" IPS supply shanks


## FLOW

- Vandal resistant aerator limits water discharge to a maximum of .25 gpc (.95 L/cycle)

## CARTRIDGE

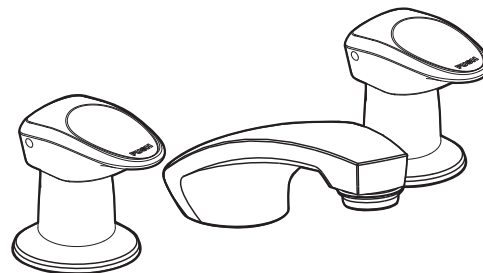
- 16352 cartridge design
- Nonmetallic and nonferrous material
- Self contained metering mechanism which is separate from the potable water supply

## STANDARDS

- Third party certified to ASME A112.18.1/CSA B125.1, ICC-A117.1 and all applicable specifications referenced therein
- ADA  for lever handles

## WARRANTY

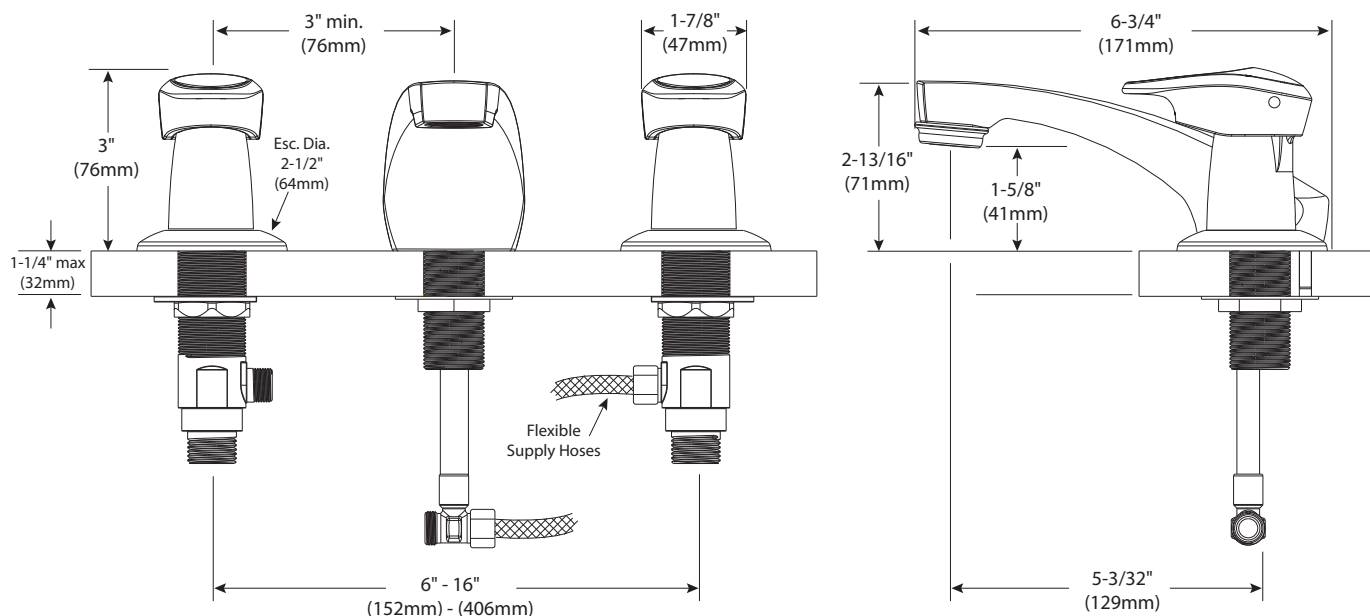
- Warranted for 5 years against material or manufacturing defects



### Widespread ADA Metering Lavatory Faucet

**Model:** 8889 (Chrome)

**NOTE:** Spout installs through 1" min. dia. hole  
Valves install through 1-1/8" min. dia. hole



## CRITICAL DIMENSIONS

(DO NOT SCALE)