

DESCRIPTION

- Metal construction with Chrome plated or Classic Brushed Nickel finish
- 1/2" IPS connections or flex supply lines (3/8" compression fittings)
- Includes metal pop-up type waste assembly or metal grid strainer where noted

OPERATION

- Pivot action lever style handle in 3" and 4"


FLOW

- Water usage is limited to these maximum flow rates as indicated by the corresponding product markings
 - ° 1.2 gpm max (4.5L/min) at 60 psi

CARTRIDGE

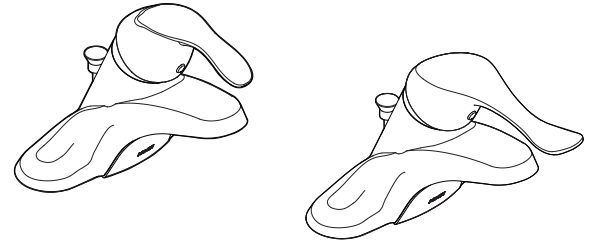
- 1255™ Duralast™ cartridge
- Nonmetallic/nonferrous and stainless steel material

STANDARDS

- Third party certified to WaterSense®, ASME A112.18.1/CSA B125.1, and all applicable requirements referenced therein
- Certified to NSF 61/9 & 372
- Products marked with 1.2 gpm are compliant with California water efficiency regulations
- Complies with California Proposition 65 and with the Federal Safe Drinking Water Act
- **ADA**  for lever handles

WARRANTY

- Lifetime limited warranty against leaks, drips and finish defects to the original consumer purchaser
- 5 year warranty if used in commercial installations



M-Bition® Single-Handle Lavatory Faucet

MODEL	LEVER HANDLE SIZE	CONNECTION TYPE	DRAIN	FINISH	WATERSENSE CERTIFIED
8439	3"	Flex Supply Lines	Without	Chrome	x
8439CBN	3"	Flex Supply Lines	Without	CBN	x
8437	3"	Flex Supply Lines	Metal	Chrome	x
8437CBN	3"	Flex Supply Lines	Metal	CBN	x
8430	3"	IPS	Without	Chrome	x
8430CBN	3"	IPS	Without	CBN	x
8432	3"	IPS	Metal	Chrome	x
8434	3"	IPS	Grid	Chrome	x
8422	4"	Flex Supply Lines	Without	Chrome	x
8422CBN	4"	Flex Supply Lines	Without	CBN	x
8400	4"	IPS	Without	Chrome	x
8420	4"	IPS	Metal	Chrome	x
8420CBN	4"	IPS	Metal	CBN	x
8425	4"	IPS	Grid	Chrome	x

CBN-Classic Brushed Nickel

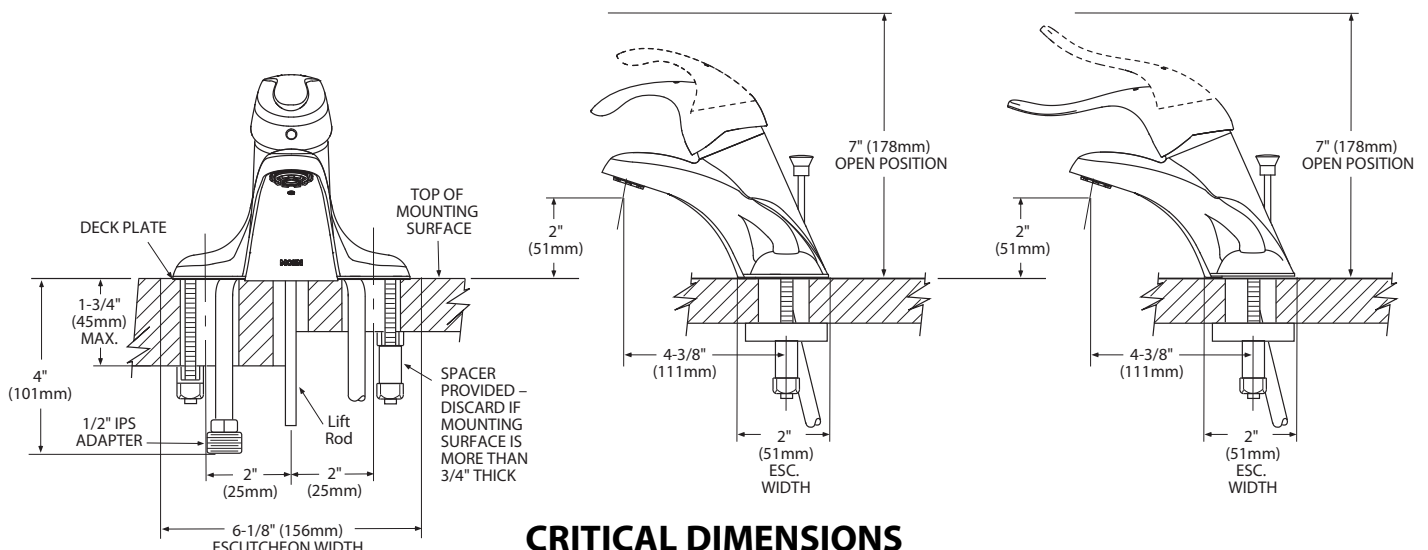
NOTE: This faucet is designed to be installed thru 3-1" dia. holes, 2" on center



See table above

3" Handle Version

4" Handle Version



(DO NOT SCALE)