




PRODUCT DESCRIPTION

The MX-L120-EL features a new edge illuminated technology that provides even light without the common LED spots on the counter. The enclosed design does not need to be open for either wiring or for mounting. Knockouts for wiring are on a removable plate on the back for quick and easy wiring.





MEASUREMENTS

DIMENSION : 21" L x 4" W x 1" H
 HANGING WEIGHT : 1.76 lb

LAMPING

INPUT VOLTAGE : 120V
 LUMENS : 680 Rated
 BULB : 10.5W LED PCB Integrated , 10W Total
 BULB INCLUDED : (Integrated)
 DIMMABLE : Triac CL
 CRI : 80+ CRI
 COLOR_TEMP : 2700K

FINISHES OPTION

-  Anodized Bronze
-  Brushed Aluminum

MATERIAL

Aluminum, Acrylic

RATINGS

Dry Location



ADDITIONAL

RATED LIFE 40000 Hours
 OPERATING TEMPERATURE:
 -20°C (-4°F), 40°C (104°F)

Always consult a qualified electrician before installing any lighting product.



WESTERN DISTRIBUTION CENTER (HEADQUARTER)
 253 NORTH VINELAND AVE | CITY OF INDUSTRY, CA 91746

EASTERN DISTRIBUTION CENTER
 4200 SHIRLEY DR. | ATLANTA, GA 30336

P. 626.956.4200 | F. 626.956.4225 | maximlighting.com