



**PRODUCT DESCRIPTION**

The entry level Wafer model features driverless technology with the same great look. Manufactured of a plastic shell with aluminum backing, the Chip brings all the look of the Wafer at economical pricing for residential applications. The bright and even lighting effect is delivered by edge-lit technology offering an upscale surface mount solution to substitute recessed can lighting.




**MEASUREMENTS**

DIMENSION : 5.25" L x 5.25" W x 0.5" H  
 HANGING WEIGHT : 0.91 lb

**LAMPING**

INPUT VOLTAGE : 120V  
 LUMENS : 880 Rated (780 Del.)  
 BULB : 1 x 12W LED PCB Integrated , 12W Total  
 BULB INCLUDED : (Integrated)  
 DIMMABLE : ELV or Triac CL  
 CRI : 90 CRI  
 COLOR\_TEMP : 3000K

**FINISHES OPTION**

-  Black
-  Satin Nickel
-  White

**GLASS**

White WT

**MATERIAL**

Polycarbonate, Steel

**RATINGS**

cETLus  
 Wet Location  
 Energy Star  
 JA8 ListedADA



**ADDITIONAL**

RATED LIFE 50000 Hours  
 OPERATING TEMPERATURE:  
 -20°C (-4°F), 40°C (104°F)

PHOTOMETRIC: Report Found Online

Always consult a qualified electrician before installing any lighting product.



**WESTERN DISTRIBUTION CENTER (HEADQUARTER)**  
 253 NORTH VINELAND AVE | CITY OF INDUSTRY, CA 91746

**EASTERN DISTRIBUTION CENTER**  
 4200 SHIRLEY DR. | ATLANTA, GA 30336

P. 626.956.4200 | F. 626.956.4225 | maximlighting.com