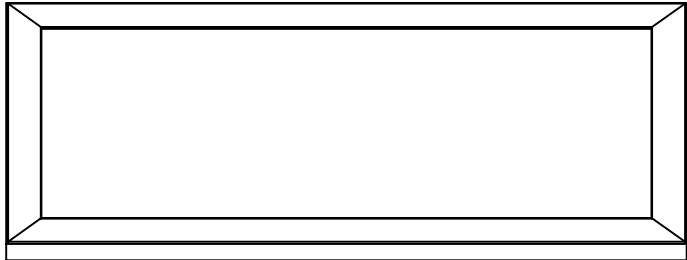




PRODUCT NAME: Sky Panel
ITEM NUMBER: 57762/57764/57772/57774

Please consult your electrician for hanging fixture and wiring.



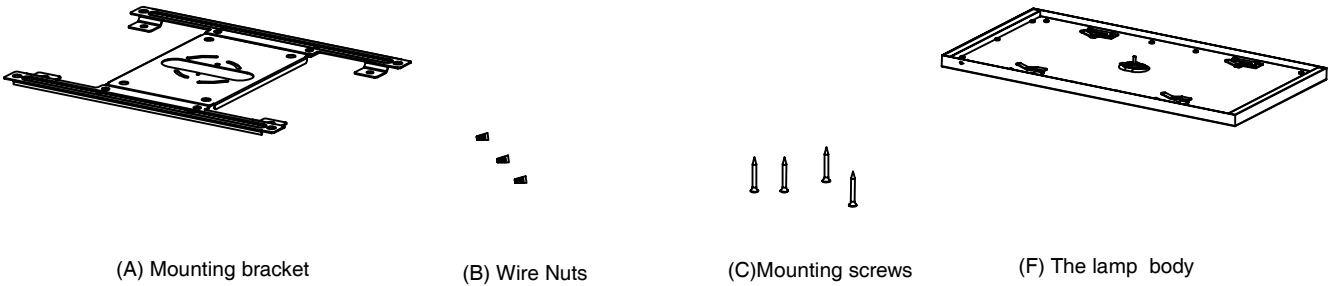
The fixture is designed to dim with an Electronic Low Voltage dimmer. Dimming levels will vary by dimmer. Below is a list of recommended dimmers:

- Lutron DVELV-330P
- Lutron MAELV-600M
- Lutron SAELV-153P
- Leviton IPL06-10Z
- Leviton 6674-POW
- Legrand Tru-Universal ADTP703TUW4

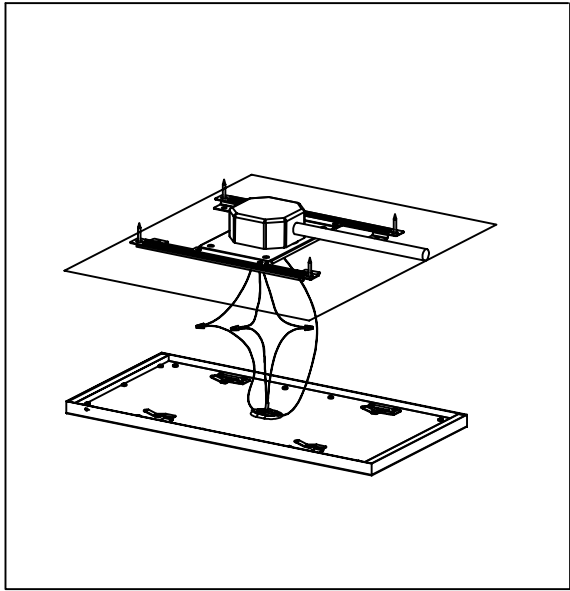
Due to inrush current wattage should not exceed 150 watts of product for a 600 watt dimmer.

Bulbs(integrated): 120-277V Input and dimmable at 120V Integrated

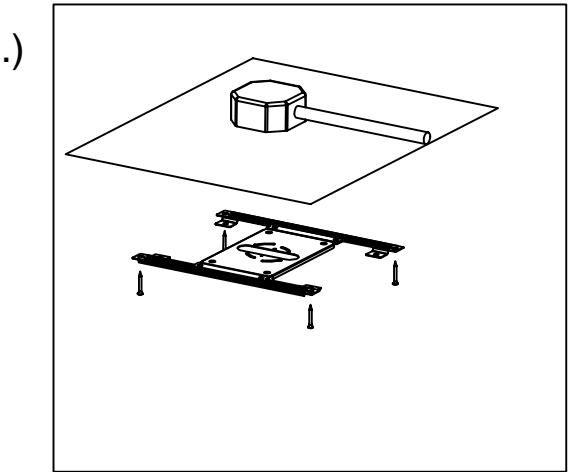
IMPORTANT: Turn off the power at the main fuse or circuit breaker box before starting installation



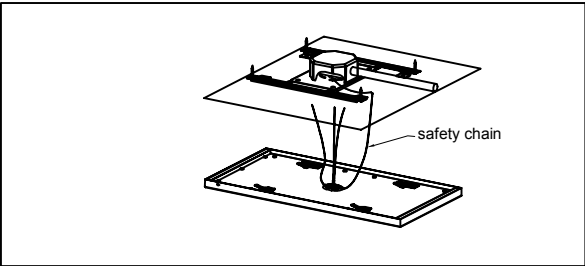
Locate all hardware & components before discarding packaging



1.)

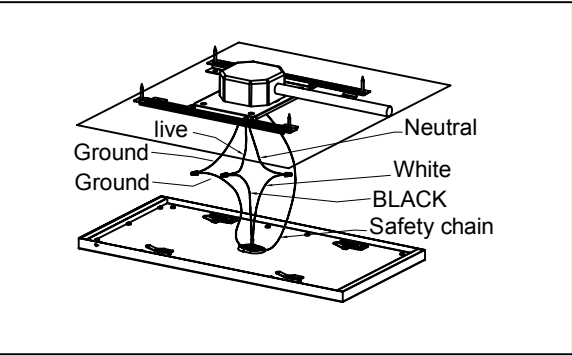


Step.1: Tighten the bracket onto ceiling with screws



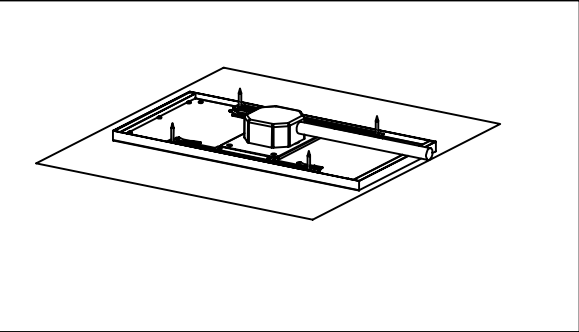
2.)

Step.2: Insert the head of safety chain into the bracket slot



3.)

Step.3: Finish wiring (Black for Live, White for Neutral, and Green/Yellow Green for Ground.)



4.)

Step.4: Slide lamp into the clip of bracket till click

Cleaning & Care:
Clean with soft cloth and a mild detergent.
Do not use abrasive cleaner.