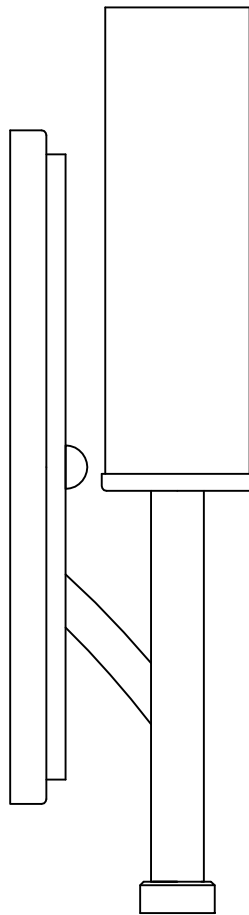




PRODUCT NAME: Merge 1 Light Wall Sconce
ITEM NUMBER: 39519

Please consult a qualified electrician for hanging fixture and wiring.

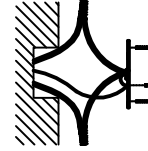
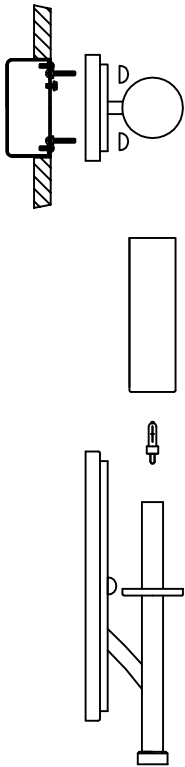


Caution: Xenon bulbs get very hot and may burn you. Always make sure bulbs are off for a minimum of 10 minutes before handling. Fixture may be dimmed using an electronic low voltage dimmer.

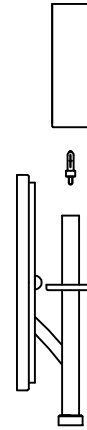
Bulb (included): 1*40W G9 Bulb

IMPORTANT: Turn off the power at the main fuse or circuit breaker box before starting installation

Locate all hardware & components before discarding packaging



1. Remove mounting bracket from fixture and install to electrical box.
2. Wire fixture to wires in outlet box. Copper wire is for Ground.



3. Install max 40W G9 bulbs.
4. Add candle covers. Run glass over candle cover.

Cleaning & Care:
Clean with soft cloth and a mild detergent.
Do not use abrasive cleaner