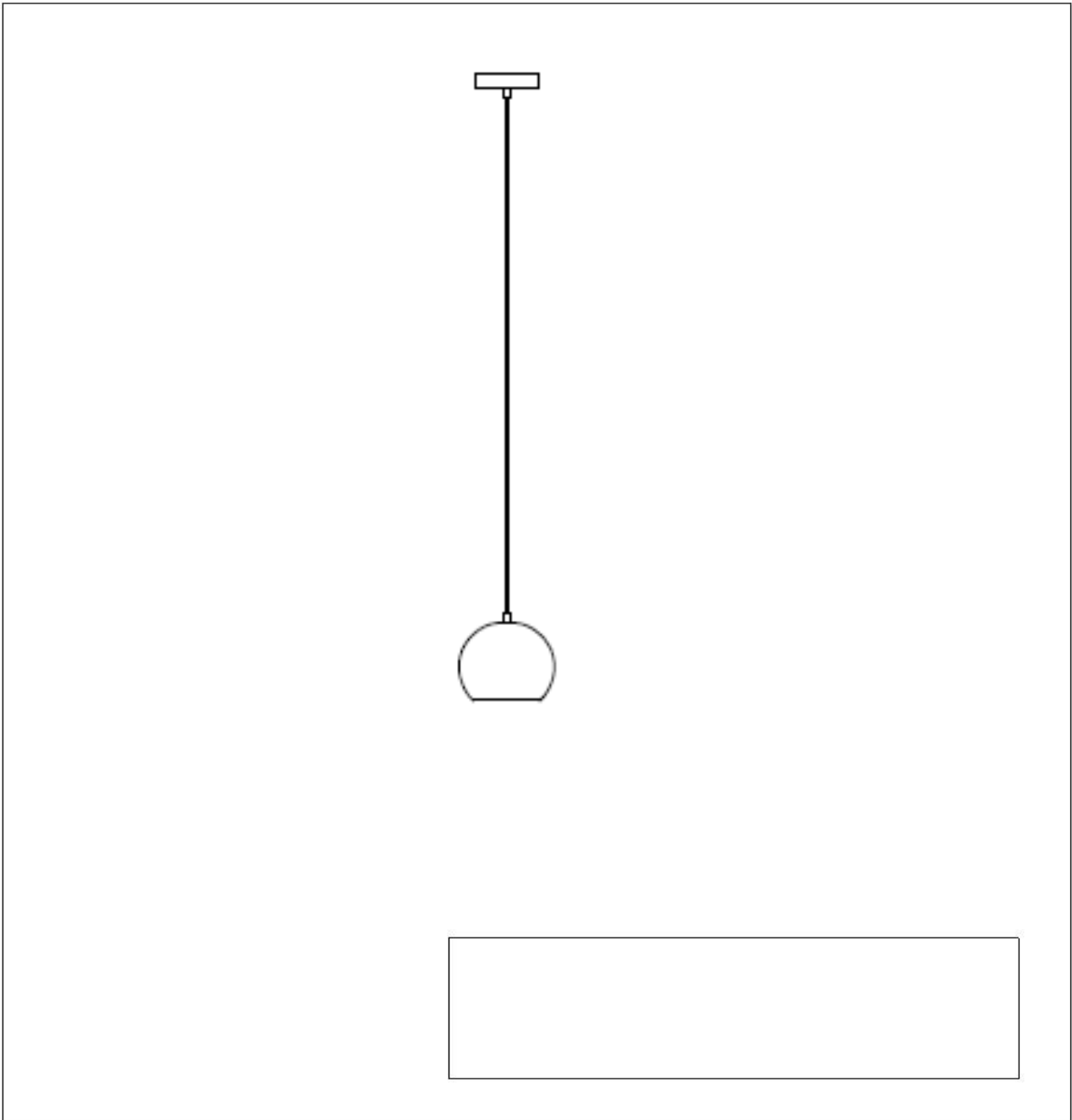




PRODUCT NAME: Cretel 1-Light Pendant
ITEM NUMBER: 12390GYPC

Please consult your electrician for hanging fixture and wiring.

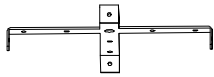


Bulb(included): 5W GU10

PRODUCTS ARE NOT INENDED
FOR COMMERCIAL USE.

MADE IN CHINA
Page 1 of (2)

IMPORTANT: Turn off the power at the main fuse or circuit breaker box before starting installation



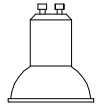
Bracket(A)



Canopy(B)

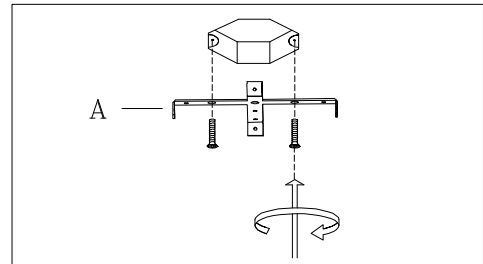



Body(c)

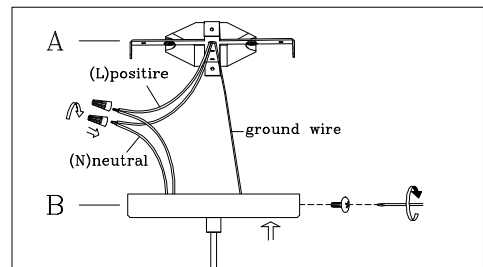


Bulb(D)

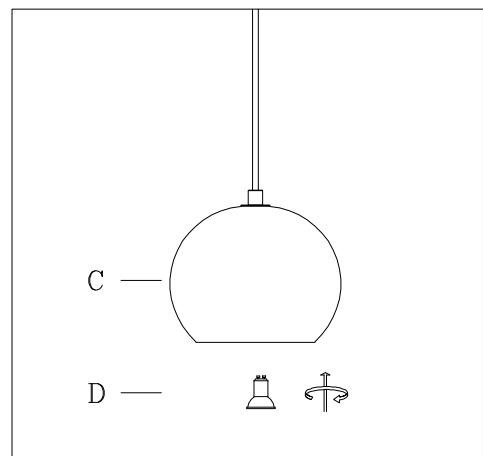
Locate all hardware & components before discarding packaging



Step.1: Remove mounting bracket(A) from fixture and install to electrical box.



Step.2: Wire fixture to wires in outlet box. Green wire is for Ground.



Step. 3: Carefully remove body from fixture. Adjust cable length to desired mounting height, and tighten strain relief screws to secure. Install body(C) to bracket(A) and tighten screws on the sides of the canopy(B) to secure. Screw in GU10(D).

Cleaning & Care:

Clean with soft cloth and a mild detergent.
Do not use abrasive cleaner.