

### Features

- Available with plain lever handles.

### Material

- Metal construction.

### Installation

- Bath- or deck-mount.

### Required Accessories

K-300-K High Flow Bath Valve

or

K-300-KR High Flow Valve w/ Rigid Connections

or

K-301-K ¾" High-Flow Bath Valve



ADA

### Codes/Standards

ASME A112.18.1/CSA B125.1

ADA




ICC/ANSI A117.1

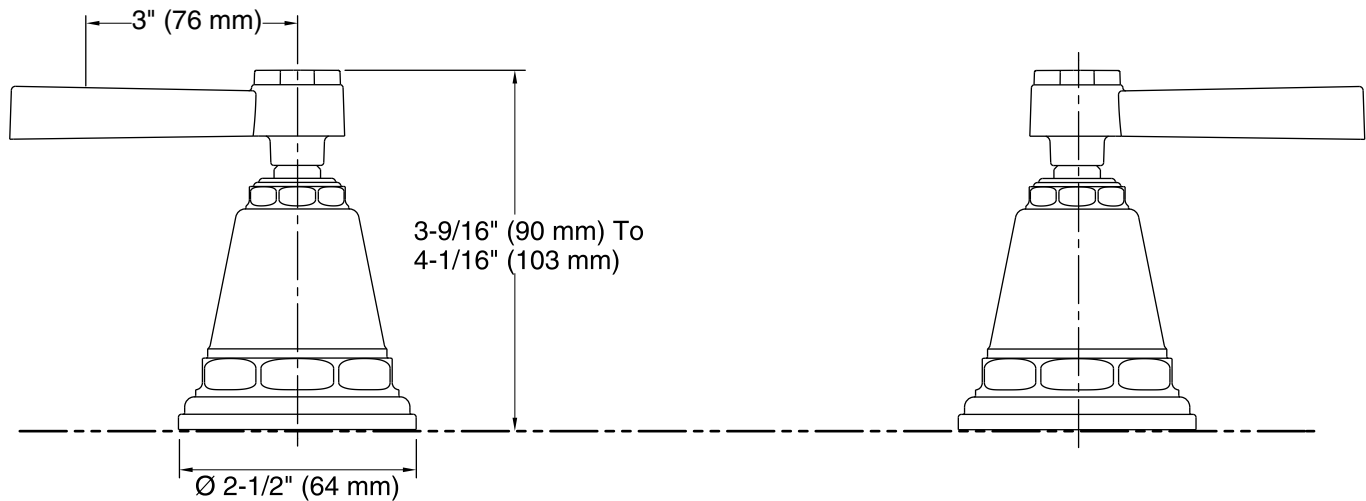
### KOHLER® Faucet Lifetime Limited Warranty

See website for detailed warranty information.

### Available Color/Finishes

*Color tiles intended for reference only.*

Color	Code	Description
	CP	Polished Chrome
	SN	Vibrant® Polished Nickel
	BN	Vibrant® Brushed Nickel



## Technical Information

All product dimensions are nominal.

## Notes

Install this product according to the installation instructions.

ADA compliant when installed to the specific requirements of these regulations.