

Features

- Handshower features contemporary design.
- Advanced spray engine provides three spray functions: wide coverage, intense drenching, and targeted spray.
- Wide coverage spray produces an encompassing spray for everyday use.
- Intense drenching spray delivers a forceful spray ideal for rinsing soap from hair.
- Targeted spray is a focused stream for targeting sore muscles or use as a utility spray.
- Thumb tab allows for a smooth transition between sprays.
- Spray nozzles cover full area of sprayhead.
- Combination of balance, weight, grip, and angle makes this handshower comfortable and easy to use.
- MasterClean™ sprayface is easy to clean.
- 1.75 gpm (gallons per minute) flow rate.
- 24-inch slidebar features adjustable mounting brackets for installation flexibility.

Material

- KOHLER finishes resist corrosion and tarnishing.

Water Conservation & Rebates

- WaterSense®-labeled 1.75-gpm handshowers use up to 30 percent less water than standard 2.5-gpm handshowers, while still meeting strict performance guidelines.
- This product can help a building earn Water Efficiency points in the LEED® Green Building Rating System.

Components

Additional included component/s: 60-inch ribbon hose.



OBC

Codes/Standards



ASME A112.18.1/CSA B125.1
DOE - Energy Policy Act 1992
EPA WaterSense®
California Energy Commission (CEC)
OBC

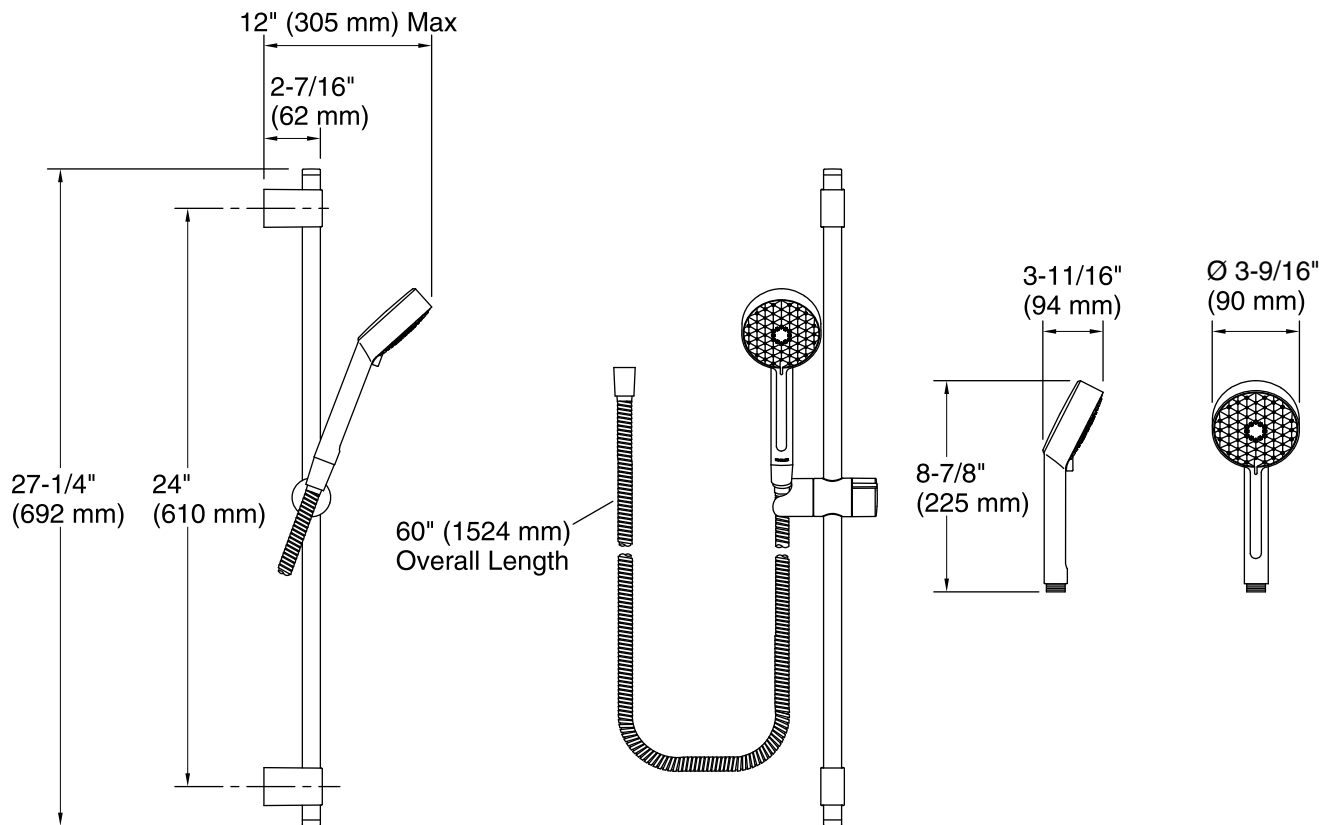
KOHLER® Faucet Lifetime Limited Warranty

See website for detailed warranty information.

Available Color/Finishes

Color tiles intended for reference only.

Color	Code	Description
	CP	Polished Chrome
	BN	Vibrant® Brushed Nickel



Technical Information

All product dimensions are nominal.

Handshower:

Rated maximum flow: 1.75 gal/min (6.6 l/min)

Notes

Install this product according to the installation instructions.

Plumbing codes require approved backflow prevention devices to be installed in-line to handshowers. Please consult with local plumbing officials.

Mount the slidebar to stud framing or install backing support. For tile or other solid finish surfaces: Predrill mounting holes through surface material only; do not drill into the stud. For drywall surface: No predrill is required.

NOTE: The mounting brackets can be adjusted to align with existing holes for retrofit installations.

OBC compliant when installed to the specific requirements of these regulations.