

#### Features

- Cast iron with Safeguard® finish
- Integral flange.
- Left centered drain
- Removable drain cover.
- Complements traditional and contemporary bathroom designs
- 60" (1524 mm) x 32" (813 mm) x 4" (102 mm)

#### Installation

- Alcove

#### Required Accessories

K-9155

or

K-9156



#### Codes/Standards







ASME A112.19.1/CSA B45.2

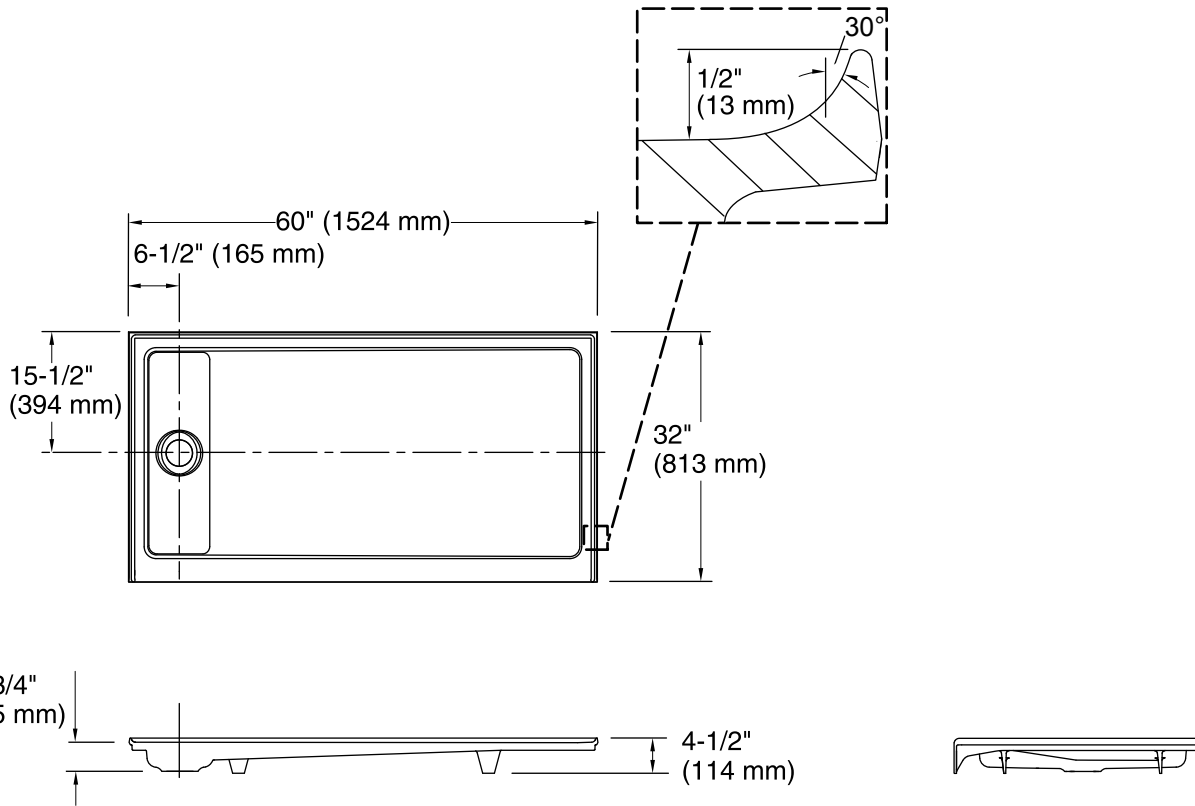
#### KOHLER® Lifetime Limited Warranty for Cast Iron Components

See website for detailed warranty information.

#### Available Color/Finishes

*Color tiles intended for reference only.*

Color	Code	Description
	0	White
	96	Biscuit
	47	Almond
	NY	Dune
	95	Ice™ Grey
	G9	Sandbar



### Technical Information

All product dimensions are nominal.

Installation: 3-Wall Alcove  
 Drain location: Left  
 Drain hole diameter: 3-3/8" (86 mm)  
 Weight: 180 lbs (81.6 kg)

### Notes

Measure your actual product for rough-in details.

Install this product according to the installation instructions.

The dimensions are applicable for this product only and should not be used to fabricate substitute bases for shower enclosures.

KOHLER steam generator/control kit is designed for use with this product. Kohler Co. shall not be responsible for problems encountered due to the installation and use of other manufacturer's steam generators.