

### Features

- 36-inch minimum base cabinet width.
- Single bowl.
- Three oversized faucet holes with one oversized accessory hole to the right and one oversized accessory hole to the left.
- 5-1/4-inch depth.
- Includes cutout templates.

### Material

- KOHLER enameled cast iron.

### Installation

- Under-mount.

### Recommended Accessories

K-9000 P-Trap

### Optional Accessories

K-8801 Sink Strainer



ADA

### Codes/Standards
















ASME A112.19.1/CSA B45.2  
ADA  
ICC/ANSI A117.1

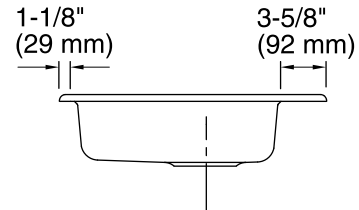
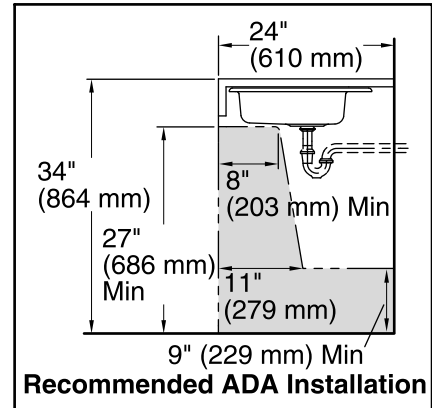
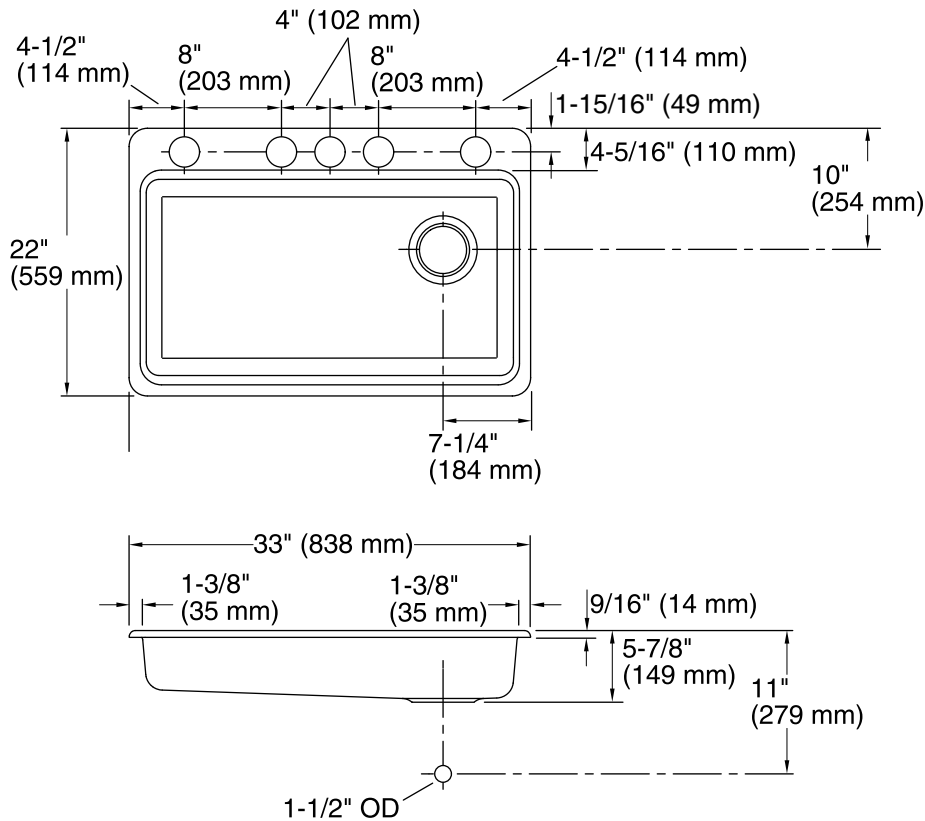
### KOHLER® Enameled Cast Iron Kitchen Sink - Lifetime Limited Warranty

See website for detailed warranty information.

### Available Color/Finishes

*Color tiles intended for reference only.*

Color	Code	Description
	0	White
	FF	Sea Salt™
	96	Biscuit
	47	Almond
	FD	Cane Sugar™
	NY	Dune
	95	Ice™ Grey
	G9	Sandbar
	33	Mexican Sand™
	K4	Cashmere
	FT	Basalt
	58	Thunder™ Grey
	20	Suede
	KA	Black 'n Tan
	FP	Caviar



### Technical Information

All product dimensions are nominal.

Bowl configuration:	Single
Installation:	Under-mount, Under-mount
Bowl area (Only)	Length: 30-1/4" (769 mm) Width: 17-1/4" (438 mm) Bowl depth: 5-1/4" (133 mm) Water depth: 5-1/4" (133 mm)
Template:	1166727-7, required, included

### Notes

Install this product according to the installation instructions.

**NOTICE:** The countertop manufacturer or cutter must use the cut-out template provided with the product, or a current one provided by Kohler Co. (call 1-800-4KOHLER). Kohler Co. is not responsible for cut-out errors when the incorrect cut-out template is used.

ADA compliant when installed to the specific requirements of these regulations.