

Features

- 27-inch minimum base cabinet width.
- Acid-resistant enamel finish.
- Single bowl.
- 1 faucet hole (-1).
- 9 inch depth.
- Includes cutout template.

Material

- KOHLER enameled cast iron.

Installation

- Top-mount.

Recommended Accessories

K-9000 P-Trap

Optional Accessories

K-8801 Sink Strainer

Components

Product includes:

K-9137 Stainless Steel Sink Rack



Codes/Standards












ASME A112.19.1/CSA B45.2

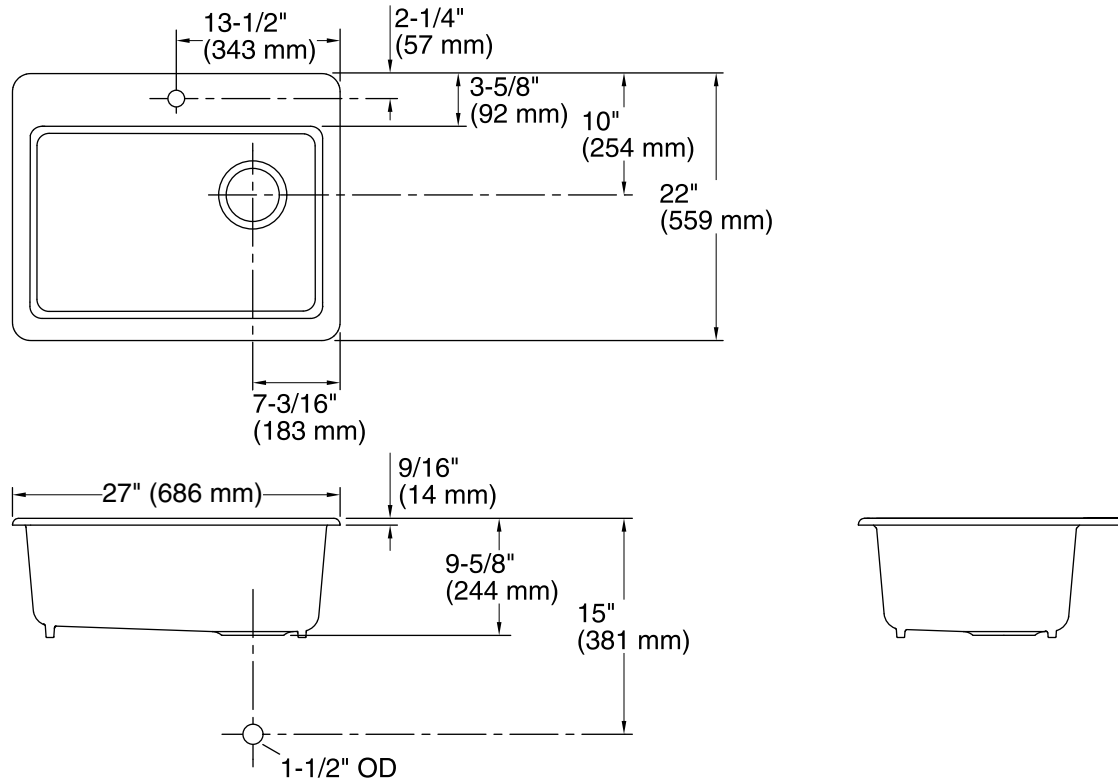
KOHLER® Enameled Cast Iron Kitchen Sink - Lifetime Limited Warranty

See website for detailed warranty information.

Available Color/Finishes

Color tiles intended for reference only.

Color	Code	Description
	0	White
	FF	Sea Salt™
	96	Biscuit
	47	Almond
	FD	Cane Sugar™
	95	Ice™ Grey
	G9	Sandbar
	K4	Cashmere
	20	Suede
	KA	Black 'n Tan
	7	Black Black™



Technical Information

All product dimensions are nominal.

Bowl configuration:	Single
Installation:	Top-mount (Non-bathroom only), Top-mount (Non-bathroom only)
Min. base cabinet width:	27" (686 mm)
Bowl area	Length: 24-1/4" (616 mm) Width: 17-1/4" (438 mm) Bowl depth: 9" (229 mm) Water depth: 9" (229 mm)
Drain hole:	3-7/8" (98 mm)
Template:	Top-mount, 1244382-7, required, included

Notes

Install this product according to the installation instructions.