



Revel™

Frameless Swinging Shower Door

K-707556-L

Features

- 5/16" (8 mm) thick tempered glass.
- Frameless design emphasizes glass and creates a sleek, minimalist look.
- Self-closing mechanism offers superior performance and security against water leakage.
- CleanCoat® glass treatment helps maintain glass appearance over time.

Material

- Anodized aluminum hardware prevents rusting or corrosion.
- Tempered glass ensures maximum safety and durability.

Installation

- Installs left or right-handed.
- Out-of-plumb adjustability simplifies installation.

Components

Additional included component/s: Hardware Kit.



Codes/Standards




ASTM C1036
ASTM C1048
ANSI Z97.1 (Tempered Glass)
CPSC 16CFR 1201

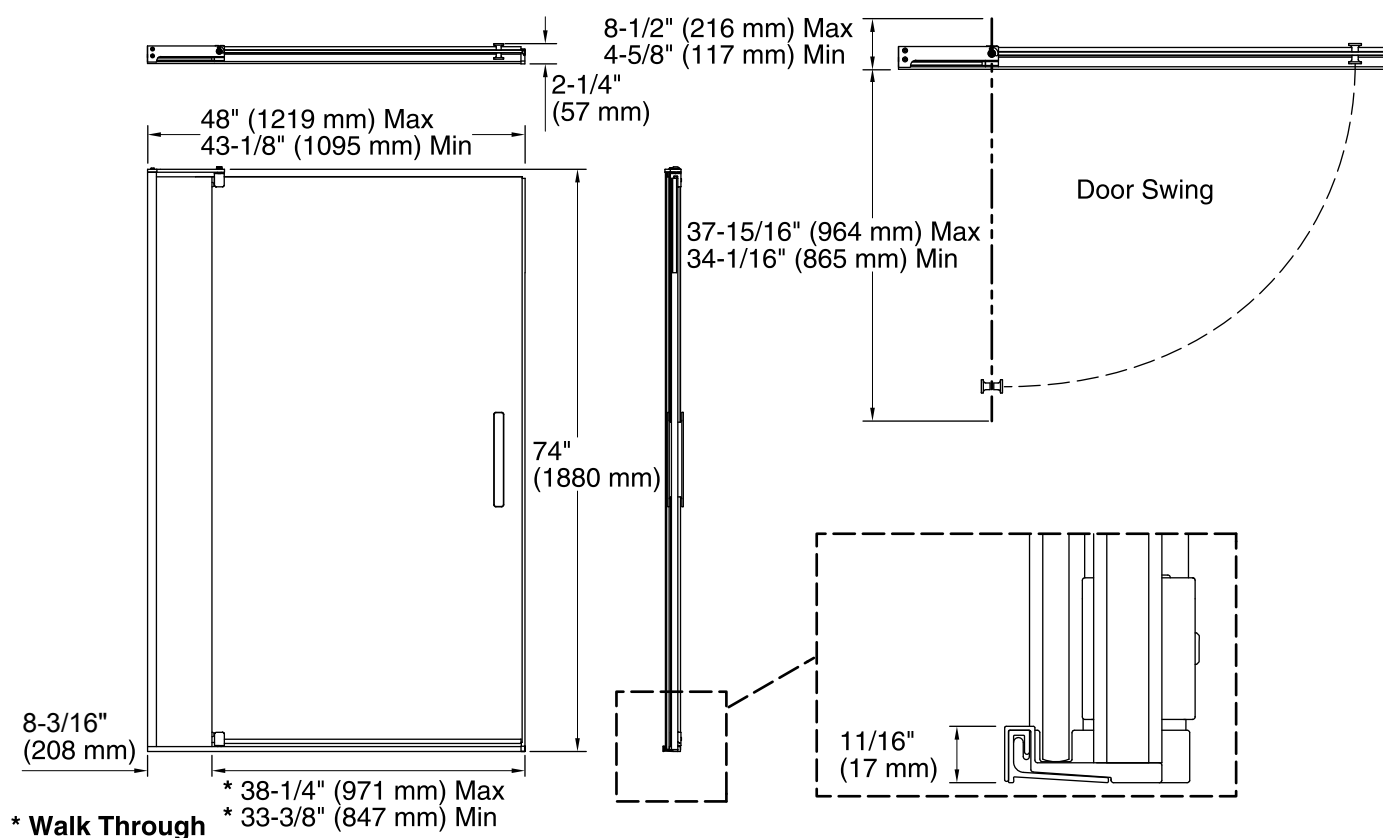
KOHLER® One-Year Limited Warranty

See website for detailed warranty information.

Available Color/Finishes

Color tiles intended for reference only.

Color	Code	Description
	SHP	Bright Polished Silver
	ABZ	Anodized Dark Bronze
	BNK	Anodized Brushed Nickel



Technical Information

All product dimensions are nominal.

Frame material:	Aluminum
Installation type:	For receptor installation
Opening style:	Pivot
Opening Width - Min:	43-1/8" (1096 mm)
Opening Width - Max:	48" (1219 mm)
Walk-through - Min:	33-3/8" (847 mm)
Walk-through - Max:	38-1/4" (971 mm)
Glass thickness:	NaN-5/16" (8 mm)

Notes

Install this product according to the installation guide.

Strike jamb is made of clear plastic and may not cover existing shower door holes.

NOTICE: The vertical opening should be a minimum of 78" (2032 mm) to allow clearance for installation.