



# Revel™

## Frameless Pivot Shower Door

### K-707510-L

#### Features

- 1/4" (6 mm) thick tempered glass.
- Frameless design emphasizes glass and creates a sleek, minimalist look.
- Self-closing mechanism offers superior performance and security against water leakage.
- CleanCoat® glass treatment helps maintain glass appearance over time.

#### Material

- Anodized aluminum hardware prevents rusting or corrosion.
- Tempered glass ensures maximum safety and durability.

#### Installation

- Installs left or right-handed.
- Out-of-plumb adjustability simplifies installation.

#### Components

Additional included component/s: Hardware Kit.



#### Codes/Standards




ASTM C1036  
ASTM C1048  
ANSI Z97.1 (Tempered Glass)  
CPSC 16CFR 1201

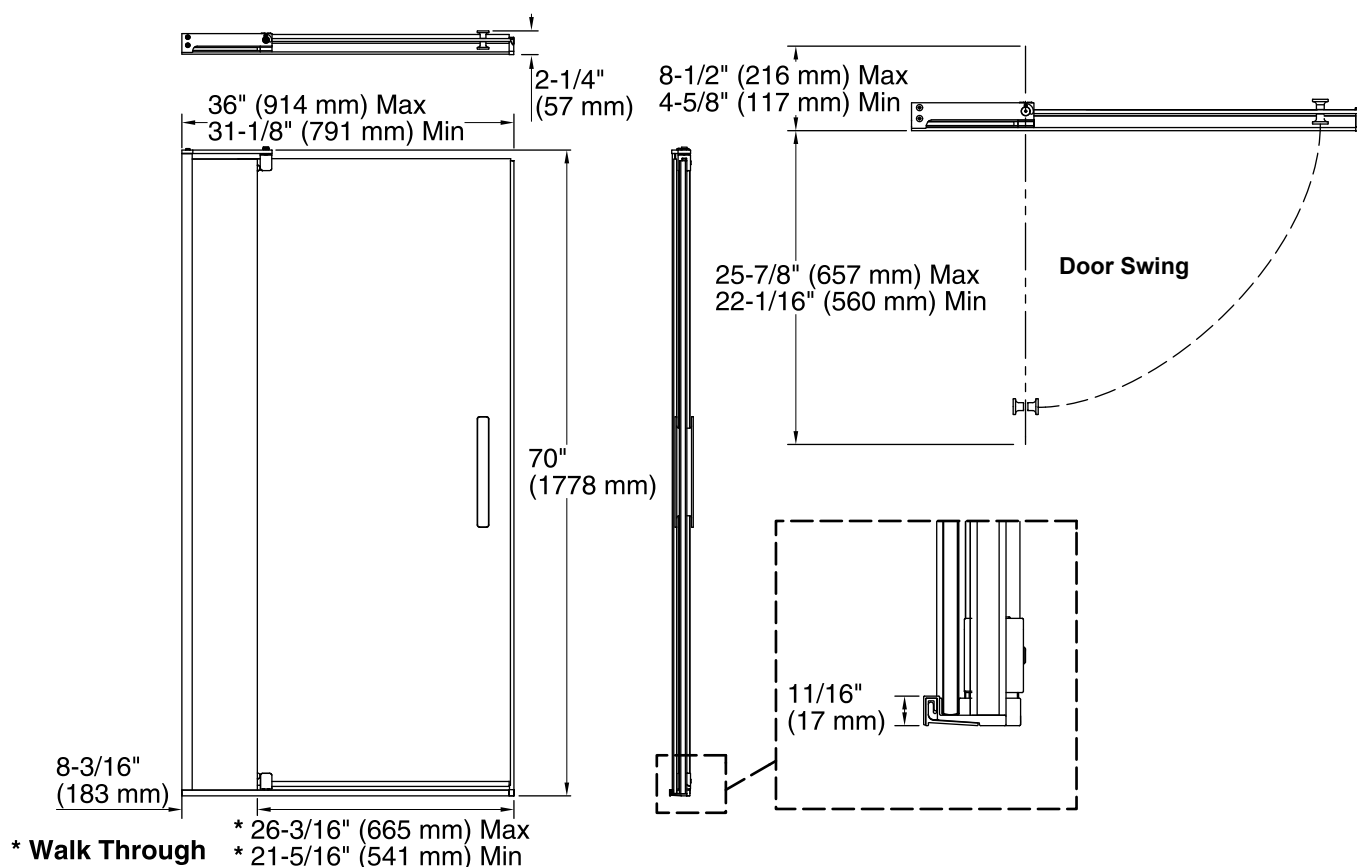
#### KOHLER® One-Year Limited Warranty

See website for detailed warranty information.

#### Available Color/Finishes

*Color tiles intended for reference only.*

Color	Code	Description
	SHP	Bright Polished Silver
	ABZ	Anodized Dark Bronze
	BNK	Anodized Brushed Nickel



## Technical Information

All product dimensions are nominal.

Frame material:	Aluminum
Installation type:	For receptor installation
Opening style:	Pivot
Opening Width - Min:	31-1/8" (791 mm)
Opening Width - Max:	36" (914 mm)
Walk-through - Min:	21-3/8" (542 mm)
Walk-through - Max:	26-1/4" (666 mm)
Glass thickness:	1/4" (6 mm)

## Notes

Install this product according to the installation guide.

Install this product according to the installation guide.

Strike jamb is made of clear plastic and may not cover existing shower door holes.

**NOTICE:** The vertical opening should be a minimum of 74" (1880 mm) to allow clearance for installation.