



## Revel™ Frameless Sliding Shower Door K-707200-L

### Features

- Center-guided mechanism for smooth, quiet sliding action and easy cleaning.
- Frameless design emphasizes glass and creates a sleek, minimalist look.
- Frameless, 1/4" (6 mm) thick Crystal Clear tempered glass.
- Smooth, easy-to-clean wall jambs.
- CleanCoat® technology creates a barrier between the water and glass to help keep your shower door looking new.

### Material

- Anodized aluminum hardware prevents rusting or corrosion.
- Tempered glass ensures maximum safety and durability.

### Installation

- Out-of-plumb adjustability simplifies installation.

### Components

Additional included component/s: Hardware Kit.



### Codes/Standards




ASTM C1036  
ASTM C1048  
ANSI Z97.1 (Tempered Glass)  
CPSC 16CFR 1201

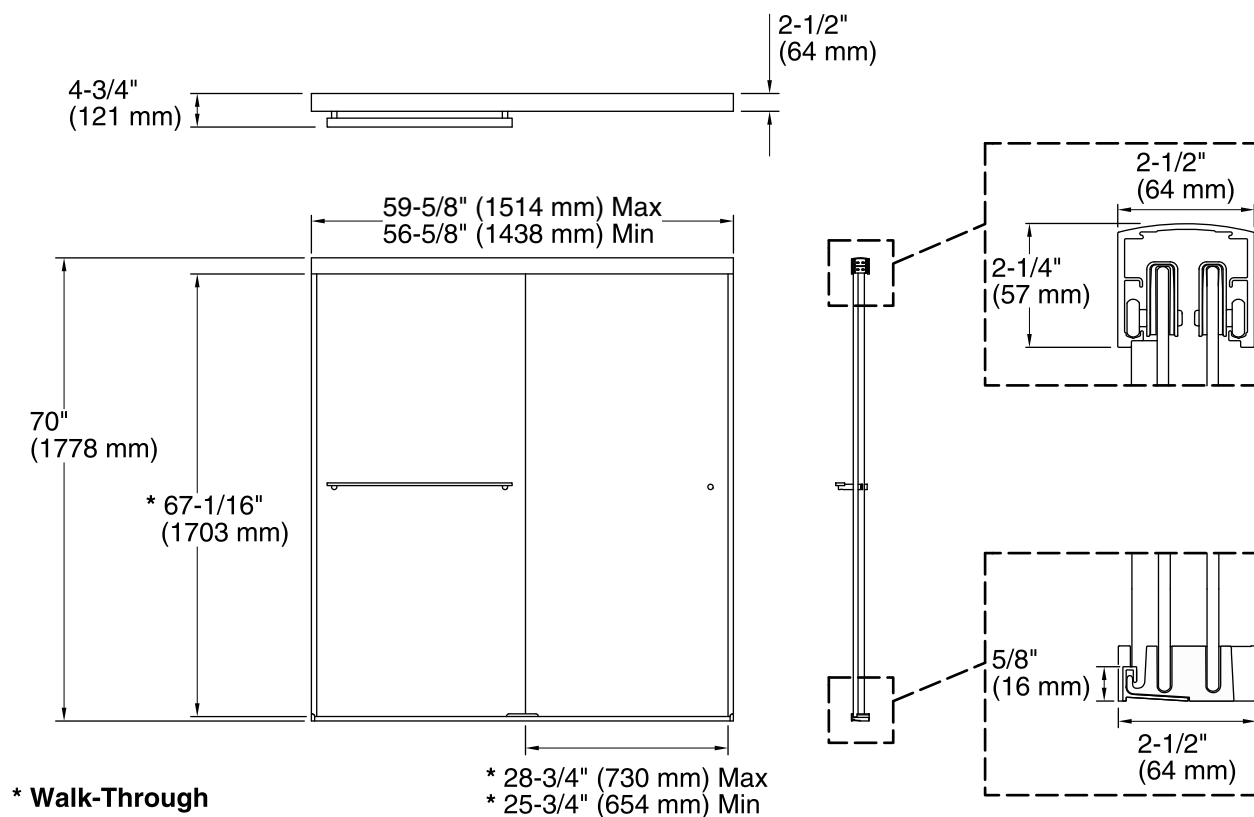
### KOHLER® One-Year Limited Warranty

See website for detailed warranty information.

### Available Color/Finishes

*Color tiles intended for reference only.*

Color	Code	Description
	SHP	Bright Polished Silver
	ABZ	Anodized Dark Bronze
	BNK	Anodized Brushed Nickel



## Technical Information

All product dimensions are nominal.

Frame material:	Aluminum
Installation type:	For receptor installation
Opening style:	Sliding/Bypass
Opening Width - Min:	56-5/8" (1438 mm)
Opening Width - Max:	59-5/8" (1514 mm)
Walk-through - Min:	25-3/4" (654 mm)
Walk-through - Max:	28-3/4" (730 mm)
Glass thickness:	1/4" (6 mm)

## Notes

Install this product according to the installation guide.

Wall jambs are made of clear plastic and may not cover existing shower door holes.

**NOTICE:** The vertical opening should be a minimum of 72-1/2" (1842 mm) to allow clearance for installing the top track over the wall jambs.