



## Revel™ Frameless Sliding Shower Door K-707100-L

### Features

- Frameless, 1/4" (6 mm) thick Crystal Clear tempered glass.
- Transparent wall jams offer unobstructed views of the bathing and showering space.
- Minimal top/bottom track and frameless glass panels create a more open feel, while also offering greater ease of cleaning.
- CleanCoat® glass treatment repels water and helps to maintain glass appearance over time.
- New bypass system offers an extremely smooth, quiet glide.
- Hardware includes a contemporary towel bar outside the shower and knob inside.

### Material

- Anodized aluminum hardware prevents rusting or corrosion.
- Tempered glass ensures maximum safety and durability.

### Installation

- Out-of-plumb adjustability simplifies installation.

### Components

Additional included component/s: Hardware Kit.



### Codes/Standards




ASTM C1036  
ASTM C1048  
ANSI Z97.1 (Tempered Glass)  
CPSC 16CFR 1201

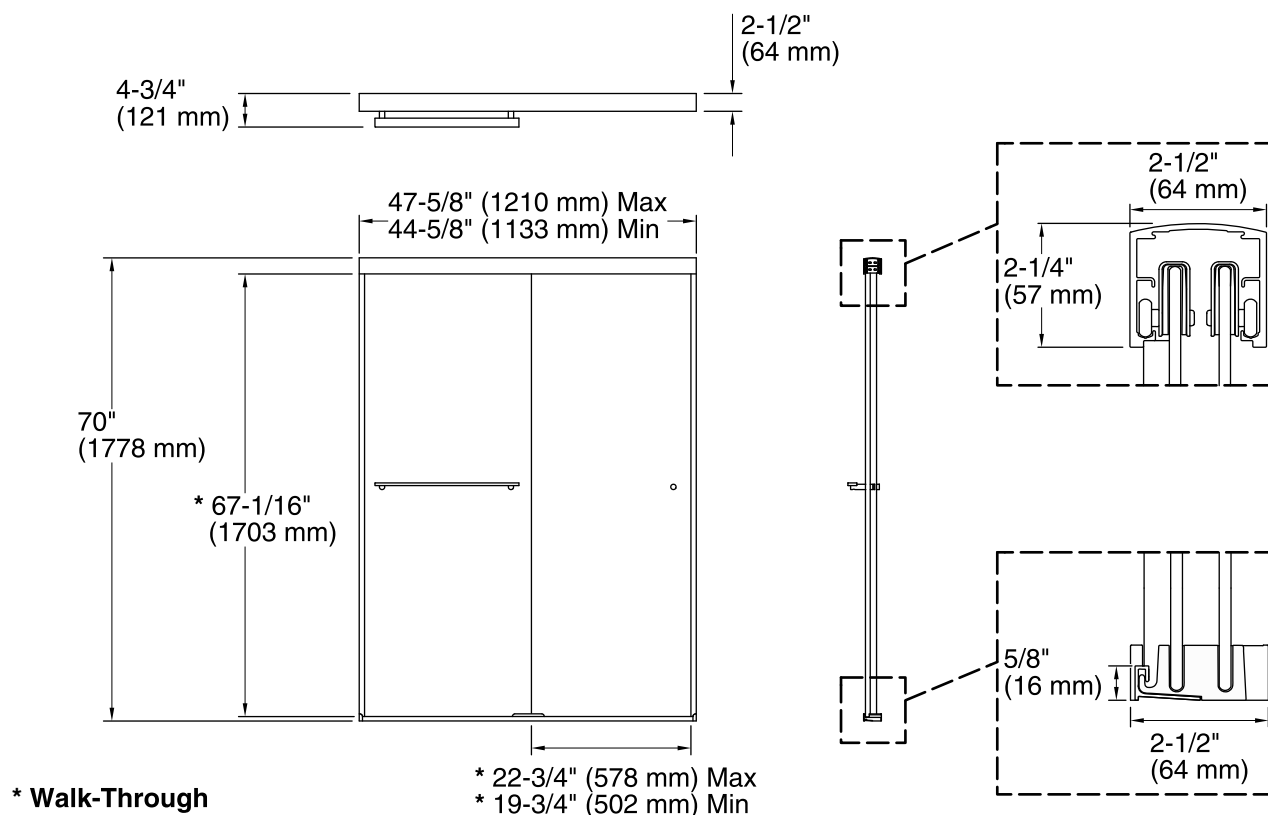
### KOHLER® One-Year Limited Warranty

See website for detailed warranty information.

### Available Color/Finishes

*Color tiles intended for reference only.*

Color	Code	Description
	SHP	Bright Polished Silver
	ABZ	Anodized Dark Bronze
	BNK	Anodized Brushed Nickel



### Technical Information

All product dimensions are nominal.

Frame material:	Aluminum
Installation type:	For bath installation
Opening style:	Sliding/Bypass
Opening Width - Min:	44-5/8" (1133 mm)
Opening Width - Max:	47-5/8" (1210 mm)
Walk-through - Min:	19-3/4" (502 mm)
Walk-through - Max:	22-3/4" (578 mm)
Glass thickness:	1/4" (6 mm)

### Notes

Install this product according to the installation guide.

Wall jambs are made of clear plastic and may not cover existing shower door holes.

**NOTICE:** The vertical opening should be a minimum of 72-1/2" (1842 mm) to allow clearance for installing the top track over the wall jambs.