

Features

- 28" minimum base cabinet width.
- Single bowl.
- 9" depth provides generous workspace.
- Five oversized faucet holes.
- Oversized holes allow for easy installation of faucets and accessories.
- Bowl slopes 2 degrees toward drain to minimize water pooling.
- Offset drain increases workspace in the sink and storage space underneath.
- Small size fits compact spaces.
- Strainer not included.

Material

- KOHLER® enameled cast iron.

Installation

- Undermount.
- Undermount installation kit not included.

Recommended Products/Accessories

K-6238 Sink Rack
 K-8801 Sink Strainer
 K-8799 Sink Strainer
 K-6194 Utility Rack With Soaking Cup
 K-6239 Colander with Cutting Board
 K-6246 Cutting Board
 K-11352 Disposal Flange with Stopper
 K-9000 P-Trap
 1411886 Undermount kit 23 in.
 K-23726 Drain treatment
 K-23725 Cast iron cleaner

Included Components

Additional Components:
 K-6238 Sink Rack



Codes/Standards

















ASME A112.19.1/CSA B45.2

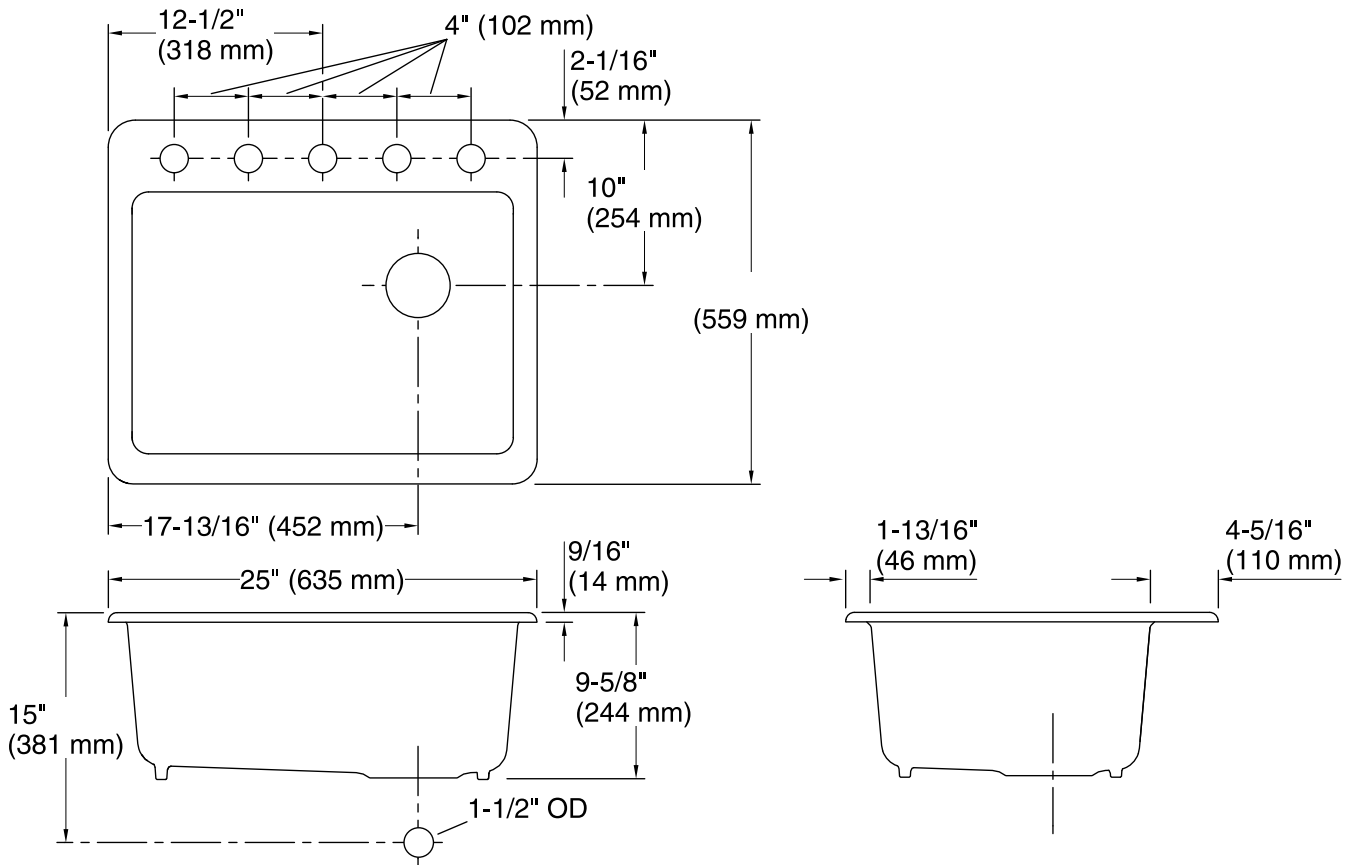
KOHLER® Enameled Cast Iron Kitchen Sink Lifetime Limited Warranty

See website for detailed warranty information.

Available Colors/Finishes

Color tiles intended for reference only.

Color	Code	Description
	0	White
	FF	Sea Salt™
	96	Biscuit
	47	Almond
	FD	Cane Sugar™
	NY	Dune
	95	Ice™ Grey
	G9	Sandbar
	K4	Cashmere
	FT	Basalt
	58	Thunder™ Grey
	KA	Black 'n Tan
	FP	Caviar
	7	Black Black™
	GRL	Grey Lavender
	DGB	Indigo Blue
	PLM	Black Plum



Technical Information

All product dimensions are nominal.

Bowl configuration:	Single
Installation:	Undermount
Min. base cabinet width:	28" (711 mm)
Bowl area (Only):	Length: 22-1/4" (565 mm) Width: 15-13/16" (402 mm) Bowl depth: 9" (229 mm)
Number of deck holes:	5
Faucet hole(s):	2-3/8" (60 mm)
Drain hole:	3-7/8" (98 mm)
Template:	1172565-7, required, included

Notes

Install this product according to the installation instructions.

NOTICE: Countertop manufacturer or cutter must use the cut-out template provided with the product, or a current one provided by Kohler Co. (call 1-800-4-KOHLER). Kohler Co. is not responsible for cutout errors when the incorrect cut-out template is used.

IMPORTANT! Use of the colander, wood cutting board, and utility rack requires the "reveal" cutout option on the cutout template.