

## Features

- Fits minimum 36" apron sink base cabinet.
- 9-1/2"-deep single bowl.
- Apron designed to fit in standard 36" apron-front cabinetry.
- Textured geometric faceted design.
- Matte finish offers rich, dimensional color.
- Solid color throughout the sink.
- Scratch, stain, chip, and thermal-shock resistant.
- Offset drain increases workspace in the sink and storage space underneath.

## Material

- KOHLER Neoroc® composite is durable and built to withstand day-to-day cleaning tasks.
- Heat resistant up to 750°F.

## Installation

- Undermount.
- No faucet holes.
- Self-Trimming® apron overlaps the cabinet face for easy installation.

## Recommended Products/Accessories

K-8801 Sink Strainer  
K-8799 Sink Strainer

## Optional Products/Accessories

K-11352 Disposal Flange with Stopper  
K-9000 P-Trap

## Included Components

Additional Components:

K-26026 Farmhouse kitchen sink towel hook  
K-30182 Bottom sink rack



## Codes/Standards









CSA B45.5/IAPMO Z124

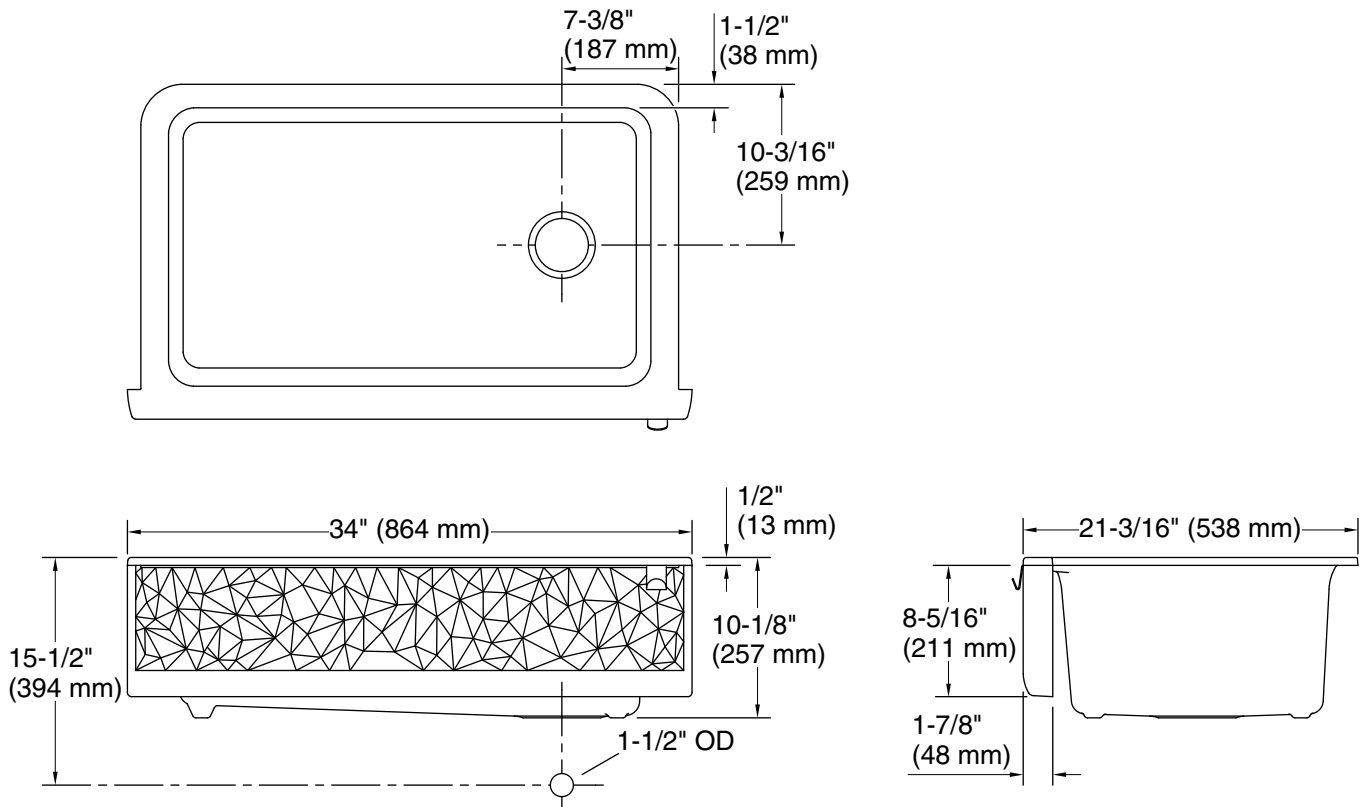
## KOHLER® Neoroc® Sinks Lifetime Limited Warranty

See website for detailed warranty information.

## Available Colors/Finishes

*Color tiles intended for reference only.*

| Color  | Code | Description      |
|--|------|------------------|
|  | CM6  | Matte White      |
|  | CM7  | Matte Graphite   |
|  | CM5  | Matte Beige      |
|  | CM8  | Matte Black Plum |
|  | CM1  | Matte Black      |
|  | CM2  | Matte Brown      |
|  | CM3  | Matte Toupe      |
|  | CM4  | Matte Grey       |



## Technical Information

All product dimensions are nominal.

|                          |  |
|--------------------------|--|
| Bowl configuration:      | Single   |
| Min. base cabinet width: | 36" (914 mm)   |
| Bowl area (Only):        | Length: 28-5/8" (726 mm)<br>Width: 15-1/2" (394 mm)<br>Bowl depth: 9-1/2" (241 mm)<br>Water depth: 9-1/2" (241 mm) |
| Drain hole:              | 3-7/8" (98 mm)   |
| Template:                | Apron-front, 1400299-7, required, included   |

## Notes

Install this product according to the installation instructions.

**NOTICE:** Countertop manufacturer or cutter must use the cut-out template provided with the product, or a current one provided by Kohler Co. (call 1-800-4-KOHLER). Kohler Co. is not responsible for cutout errors when the incorrect cut-out template is used.

**IMPORTANT!** The distance from the top edge of the cabinet to the top of the cabinet door must be at least 9" (229 mm) to install this sink.