



Highline®

Comfort Height® Two-Piece Toilet

K-5481-RA

Features

- Vitreous china.
- Comfort Height® Round-front bowl.
- Class Five® flushing system.
- Includes right-hand polished chrome trip lever.
- 1.28 gpf (4.8 lpf).
- 2-1/8" (54 mm) fully glazed trapway.
- 12" (305 mm) rough-in.
- Less seat and supply line.
- 10-1/2" (267 mm) x 8-1/4" (210 mm) water area.
- 27-3/4" (705 mm) x 18" (457 mm) x 31-1/4" (794 mm).
- Floor mount / Floor outlet.

Optional Accessories

K-4639 Toilet Seat

K-7637 Angle Supply with Stop (single)

Components

Product includes:

K-5393 Comfort Height® Round-Front Bowl

K-4467-RA Toilet Tank

Additional included component/s: Tank cover, Trip lever, and Bolt cap accessory pack.



Codes/Standards

ASME A112.19.2/CSA B45.1

DOE - Energy Policy Act 1992

EPA WaterSense®




California Energy Commission (CEC)

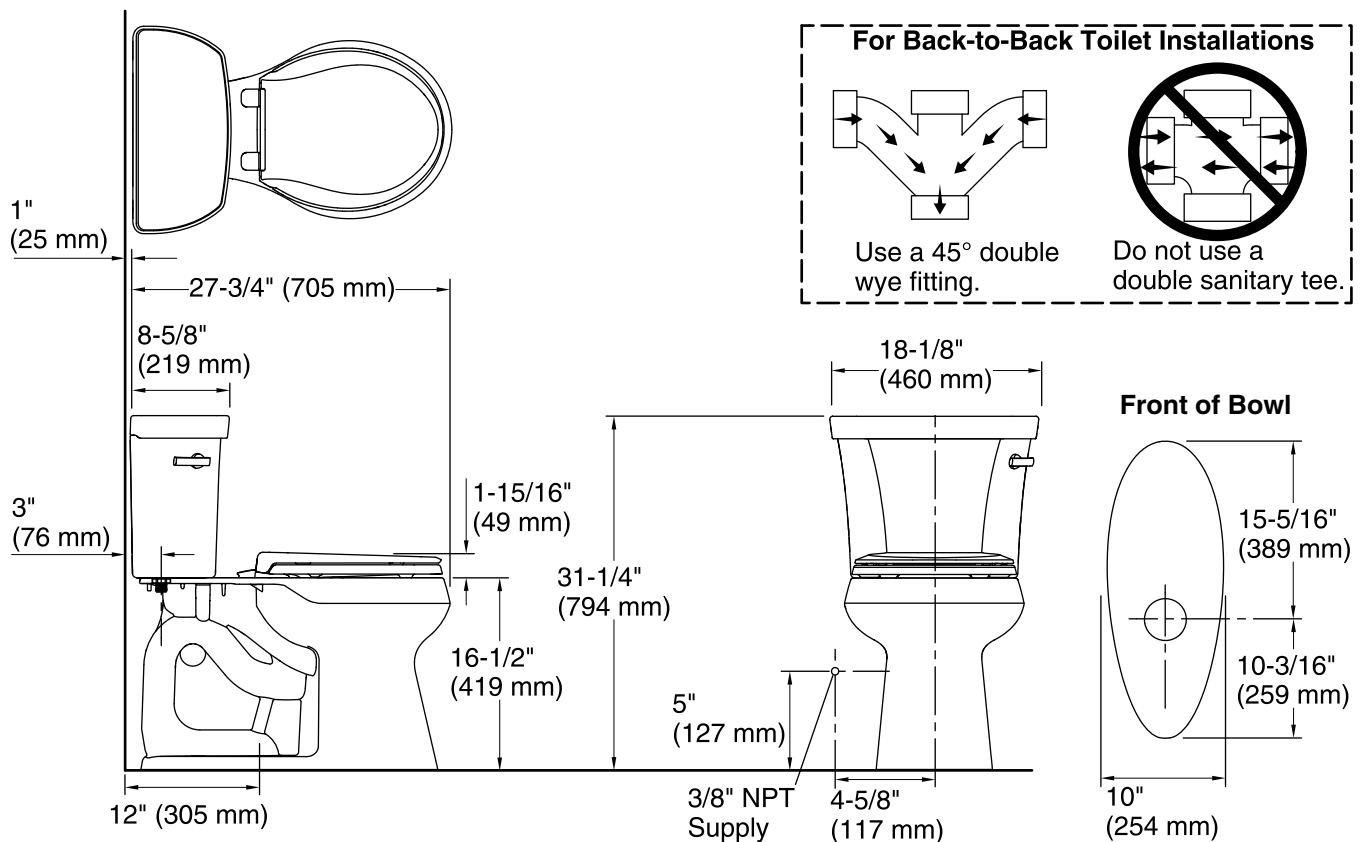
KOHLER® One-Year Limited Warranty

See website for detailed warranty information.

Available Color/Finishes

Color tiles intended for reference only.

Color	Code	Description
	0	White
	96	Biscuit
	47	Almond



Technical Information

All product dimensions are nominal.

Toilet type:	Two-piece
Bowl shape:	Round front
Flush type:	Class Five
Trap passageway:	2-1/8" (54 mm)
Water Consumption	
Full:	1.28 gpf (4.8 lpf)
Water surface size:	10-1/2" x 8-1/4" (267 mm x 210 mm)
Rim to water surface:	5-3/8" (137 mm)
Rough-in:	12" (305 mm)
Seat-mounting holes:	5-1/2" (140 mm)

Notes

Install this product according to the installation instructions.

For back-to-back toilet installations: Use only a 45° double wye fitting.