



Bardon™
High-Efficiency Urinal
K-4991-ERSS

Features

- Washout urinal.
- 3/4" rear spud.
- Will replace K-4904-ER.

Material

- Vitreous china.

Technology

- Antimicrobial finish inhibits the growth of mold, mildew, stain and odor causing bacteria on the fixture surface.

Installation

- 14" (356 mm) extended rim.

Water Conservation & Rebates

- 0.125 gpf (0.47 lpf) to 1.0 gpf (3.8 lpf).

Included Components

Additional Components:

- 2" outlet spud
- 3/4" inlet spud
- Hanger(s) (Qty 2)
- Strainer



ADA

CSA B651

Codes/Standards

ASME A112.19.2/CSA B45.1
DOE - Energy Policy Act 1992
EPA WaterSense®
California Energy Commission (CEC)
ADA
ICC/ANSI A117.1
CSA B651


KOHLER® One-Year Limited Warranty

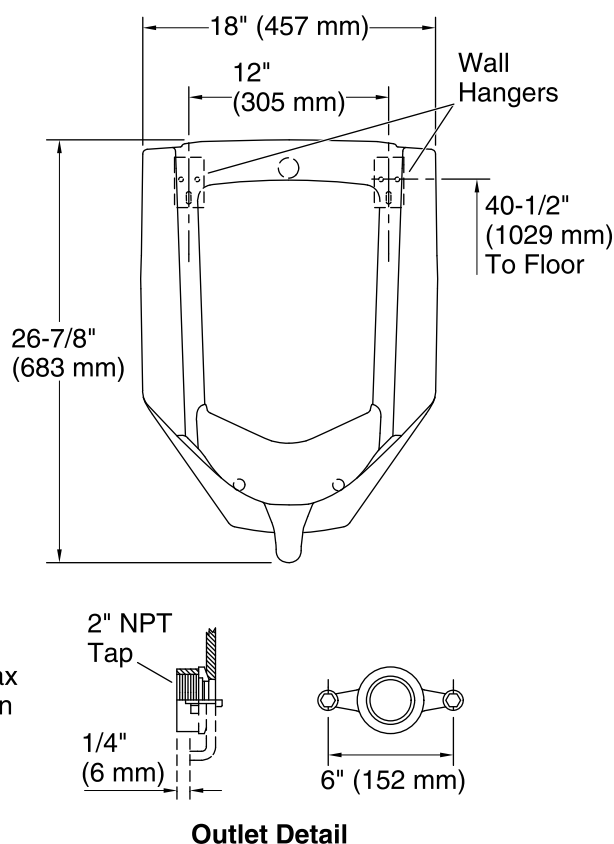
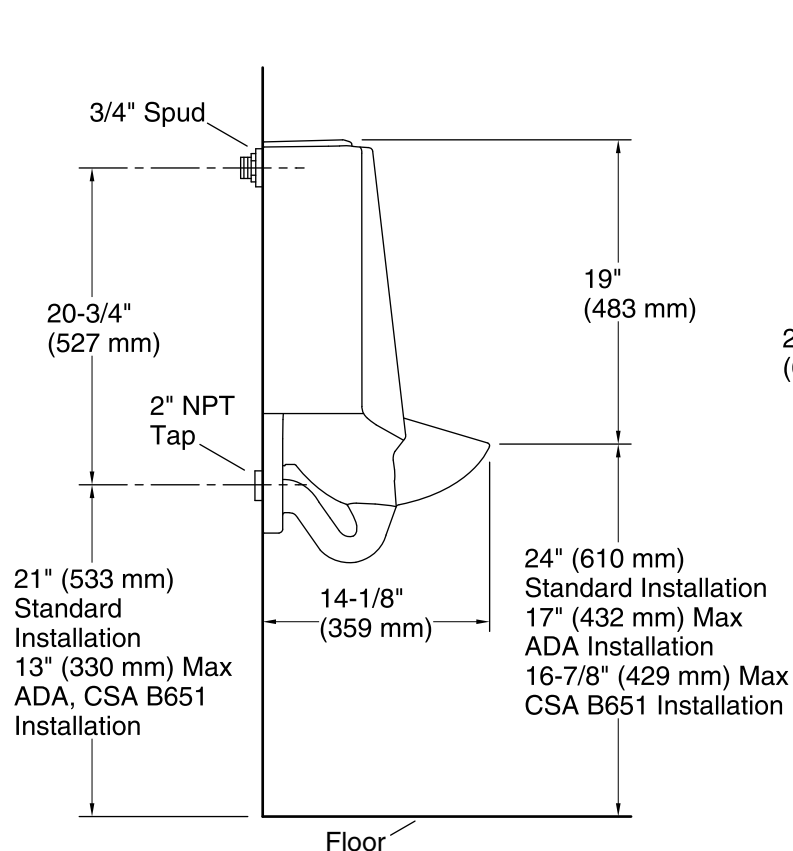
See website for detailed warranty information.

Available Colors/Finishes

Color tiles intended for reference only.

Color Code Description

	0	White
--	---	-------



Technical Information

All product dimensions are nominal.

Flush outlet technology: Washout

Spud size: 3/4", Inlet, Rear

Min. Water per Flush: 0.125 gal (0.5 L)

Max. Water per Flush: 1 gal (3.8 L)

Designed for the above water use when installed with a water-saving flushometer.

Notes

Install this product according to the installation instructions.

Refer to manufacturer's instructions and local codes for flushometer requirements.

Recommended ADA outlet spud height will account for normal product variation.

For ADA compliance, measurement must be 17" (432 mm) or less from the floor to the top of the lip. For CSA B651 compliance, measurement must be 16-7/8" (429 mm) or less from the floor to the top of the lip.

ADA, CSA B651 compliant when installed to the specific requirements of these regulations.