



Tresham® Comfort Height®

Comfort Height® Toilet

K-3950-RA

Features

- Two-piece toilet.
- Elongated bowl offers added room and comfort.
- Comfort Height® feature offers chair-height seating that makes sitting down and standing up easier for most adults.
- 1.28 gallons per flush (gpf).
- 2-1/8-inch glazed trapway.
- Right-hand Polished Chrome trip lever included.
- Combination consists of the K-4899-RA tank and the K-4799 bowl.
- Coordinates with other products in the Tresham® collection.

Technology

- Single-flush gravity uses the force of gravity and a precision-engineered tank, bowl, and trapway to create a strong siphon during flushing.
- AquaPiston canister allows water to flow into the bowl from all sides (360 degrees), increasing the power and effectiveness of the flush.
- Flush valve's 3:2 ratio harnesses the natural force of gravity and optimizes flush performance.
- Durable canister design has 90% less exposed seal material than a 3-inch flapper, for leak-free performance.
- Light-touch canister flush requires a lower actuation force than a flapper.

Installation

- Standard 12-inch rough-in.
- Three-bolt installation.
- Seat and supply line not included.

Water Conservation & Rebates

- WaterSense® toilets meet strict EPA flushing guidelines, including using at least 20 percent less water than 1.6-gallon toilets.
- Eligible for consumer rebates in some municipalities.

Recommended Products/Accessories

1023457 Wax Ring/Hardware Kit
1265114 Connector Hose

Included Components

Product consists of:

K-4799 Toilet Bowl
K-4899-RA Toilet Tank

Additional Components:

Tank Cover, Trip Lever, Bolt Cap accessory pack and Tank accessory pack.



ADA

CSA B651

OBC

Codes/Standards

ASME A112.19.2/CSA B45.1
DOE - Energy Policy Act 1992
EPA WaterSense®
California Energy Commission (CEC)
ADA
ICC/ANSI A117.1
CSA B651
OBC




KOHLER® One-Year Limited Warranty

See website for detailed warranty information.

Available Colors/Finishes

Color tiles intended for reference only.

Color	Code	Description
-------	------	-------------

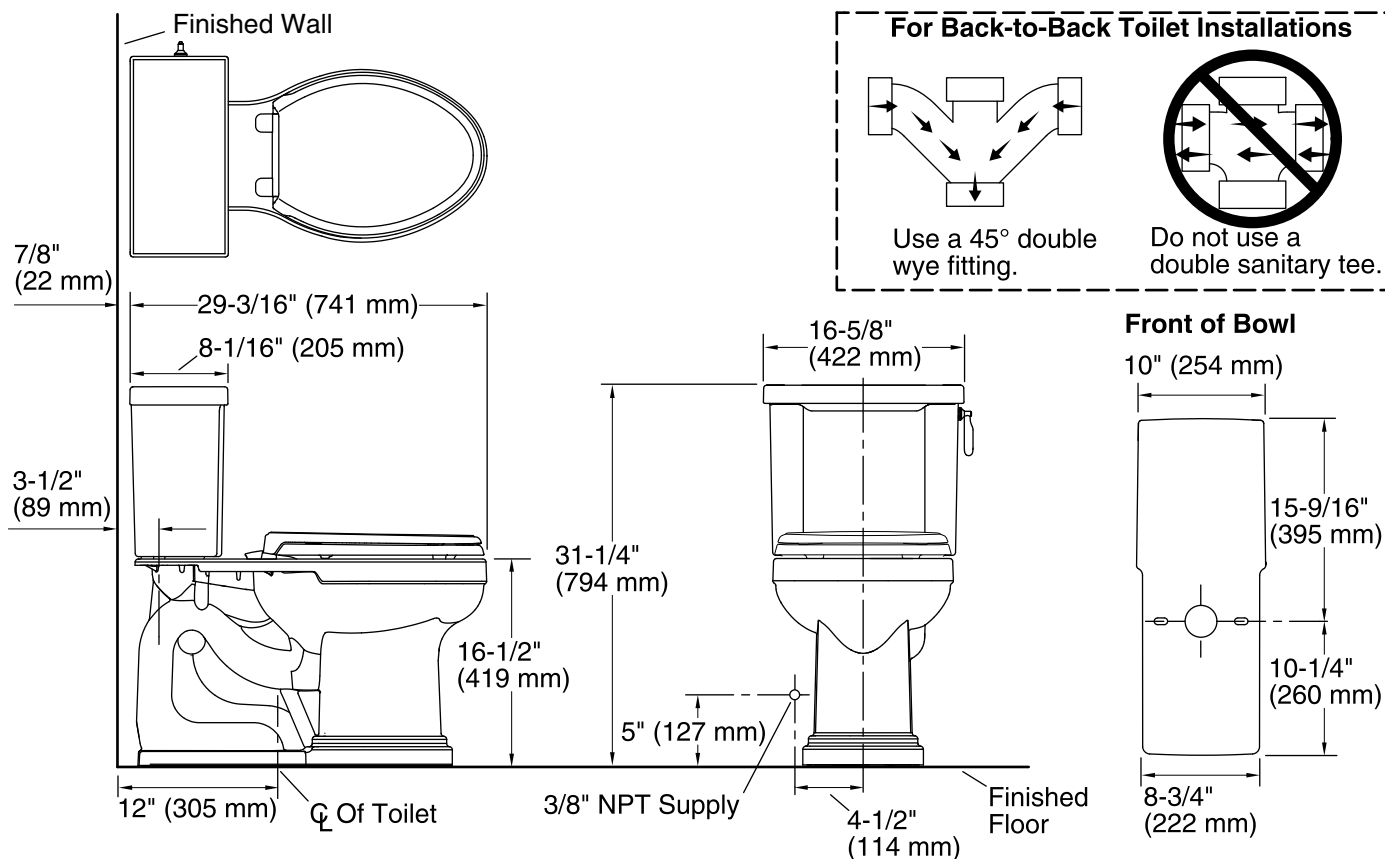
	0	White
	96	Biscuit
	47	Almond

KOHLER®

Tresham® Comfort Height®

Comfort Height® Toilet

K-3950-RA



Technical Information

All product dimensions are nominal.

Rough-in: 12" (305 mm)

Notes

Install this product according to the installation instructions.

For back-to-back toilet installations: Use only a 45° double wye fitting.

ADA, OBC, CSA B651 compliant when installed to the specific requirements of these regulations.

Plumbing codes may require elongated toilets and elongated, open-front seats in public bathrooms.

Accessibility standards may require controls to be located on the open side of the toilet.

1-800-4KOHLER (1-800-456-4537)

Kohler Co. reserves the right to make revisions without notice to product specifications.

For the most current Specification Sheet, go to www.kohler.com.

4-25-2019 21:39 - US/CA

THE BOLD LOOK
OF **KOHLER®**