

Features

- Two-handle centerset lavatory faucet for 4" centers.
- KOHLER ceramic disc valves exceed industry longevity standards two times for a lifetime of durable performance.
- Premium material construction for durability and reliability.
- KOHLER finishes resist corrosion and tarnishing, exceeding industry durability standards two times.
- Deck-mount installation.
- Completes Devonshire design solution with KOHLER® fixtures and accessories.
- Part of the Devonshire faucet collection.
- 1.2 gal/min (4.5 l/min) maximum flow rate [max at 60 psi (4.14 bar)].

Water Conservation & Rebates

- WaterSense-labeled faucets use at least 30 percent less water than standard 2.2-gpm faucets while still meeting strict performance guidelines.

Optional Products/Accessories

1201610 Medium Concealed Laminar 1.0 gpm (3.8 l/min)



ADA

CSA B651

OBC

Codes/Standards




ASME A112.18.1/CSA B125.1
DOE - Energy Policy Act 1992
EPA WaterSense®
California Energy Commission (CEC)
ADA
ICC/ANSI A117.1
CSA B651
OBC

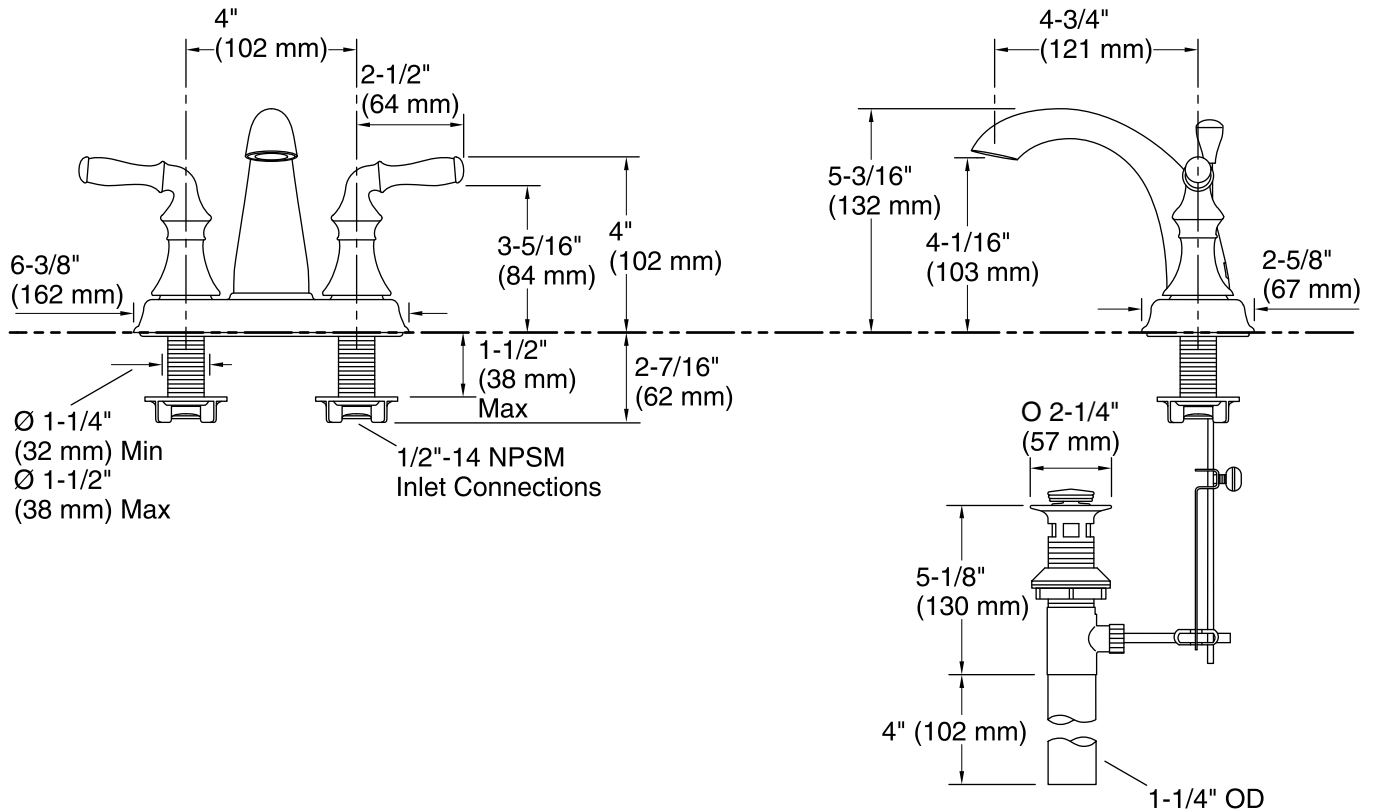
KOHLER® One-Year Limited Warranty

See website for detailed warranty information.

Available Colors/Finishes

Color tiles intended for reference only.

Color	Code	Description
	CP	Polished Chrome
	SN	Vibrant® Polished Nickel
	PB	Vibrant® Polished Brass
	BN	Vibrant® Brushed Nickel
	BV	Vibrant® Brushed Bronze
	2BZ	Oil-Rubbed Bronze



Technical Information

All product dimensions are nominal.

Faucet:

Flow rate: 1.2 gal/min (4.5 l/min)

Pressure: 60 psi (4.1 bar)

Drain tailpiece included: Yes

Notes

Install this product according to the installation guide.

ADA, OBC, CSA B651 compliant when installed to the specific requirements of these regulations.