



**Elate®**  
9" towel arm  
**K-27291**

**Features**

- Coordinates with other items in the Elate collection.

**Material**

- Premium metal construction for durability.
- KOHLER finishes resist corrosion and tarnish.

**Installation**

- Installation hardware included.



**Codes/Standards**



None Applicable

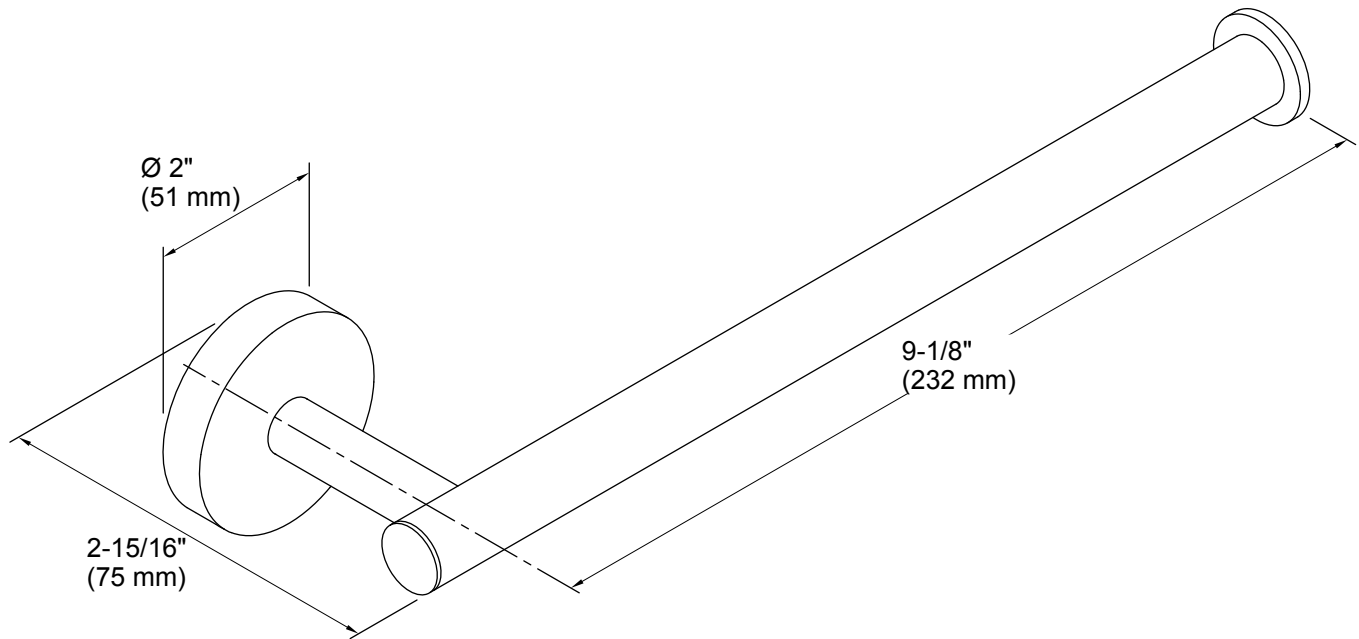
**KOHLER® One-Year Limited Warranty**

See website for detailed warranty information.

**Available Colors/Finishes**

*Color tiles intended for reference only.*

Color	Code	Description
	CP	Polished Chrome
	BN	Vibrant® Brushed Nickel



## Technical Information

All product dimensions are nominal.

## Notes

Install this product according to the installation instructions.

**CAUTION:** Risk of personal injury. Do not install these products in any area where they are likely to be used inadvertently as a grab bar or support bar. These products are not designed or intended for use as a grab bar or support bar.