

Features

- Freestanding bath is a focal point and adds character to your bathing space.
- Integral lumbar support on both ends offers extra comfort while bathing.
- Safeguard® slip-resistant surface on bath floor.
- Coordinates with Artifacts® faucets.

Material

- KOHLER® enameled cast iron.
- Painted exterior in Biscuit.

Installation

- Freestanding.
- Requires K-204 claw feet or K-20027 base (sold separately).

Required Products/Accessories

K-20027 bath base for freestanding bath
K-7159 1-1/2" pop-up bath drain for freestanding baths

or

K-204 ball-and-claw feet
K-7159 1-1/2" pop-up bath drain for freestanding baths



Codes/Standards

ASME A112.19.1/CSA B45.2

KOHLER® Enameled Cast Iron Bath and Shower Base Lifetime Limited Warranty

See website for detailed warranty information.

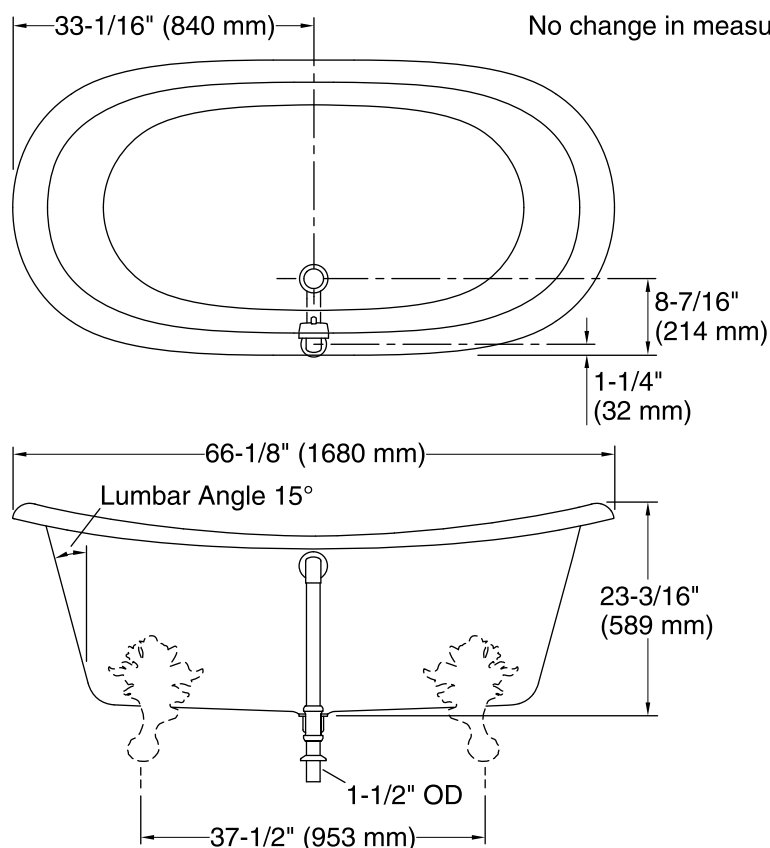
Available Colors/Finishes

Color tiles intended for reference only.

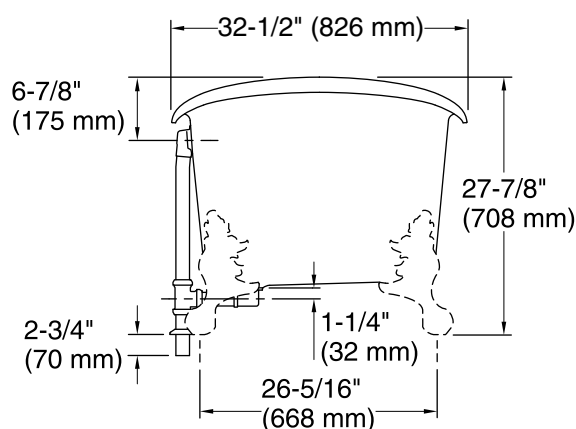
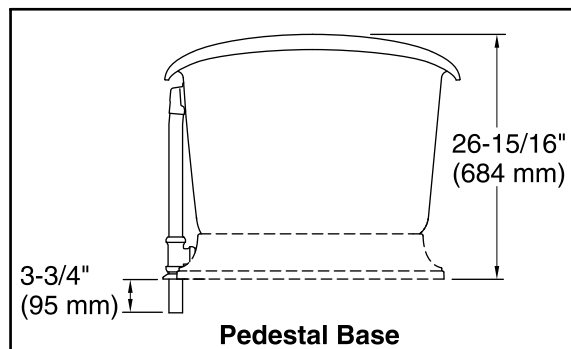
Color	Code	Description
-------	------	-------------

	96	Biscuit
--	----	---------

66" x 33" freestanding bath with Biscuit exterior K-21000-B



No change in measurements if connected with drain illustrated. (K-7159)



Technical Information

All product dimensions are nominal.

Installation:	Freestanding
Drain location:	Center rear
Basin area, bottom:	48-15/16" x 24-3/4" (1243 mm x 629 mm)
Basin area, top:	58-11/16" x 27-13/16" (1491 mm x 706 mm)
Weight:	389.5 lbs (176.7 kg)
Minimum floor load:	90 lbs/ft² (439.4 kg/m²)
Water depth:	14-3/8" (366 mm)
Water capacity:	90 gal (340.7 L)
Template:	Footprint, 1344921-7, required, not included

Notes

Measure your actual product for rough-in details. Install this product according to the installation instructions.

The hot water supply should be 70% of the capacity of the bath or greater. Installations will vary.