

### Features

- A single handle controls both on/off activation and temperature setting
- Box includes: Faceplate with lever handle and diverter, shower arm with flange
- Showerhead sold separately
- Coordinates with other products in the Buckley collection

### Material

- Premium material construction with metal handle ensures reliability and durability
- KOHLER® finishes resist corrosion and tarnishing

### Installation

- Trim only; requires valve to complete installation (sold separately)

### Required Products/Accessories

For wall-mount installation

K-11748 Series Rite-Temp® Valves (Qty 2)

### Included Components

K-T35942-4 Rite-Temp® valve trim with diverter



### Codes/Standards

ASME A112.18.1/CSA B125.1




IAPMO Certification

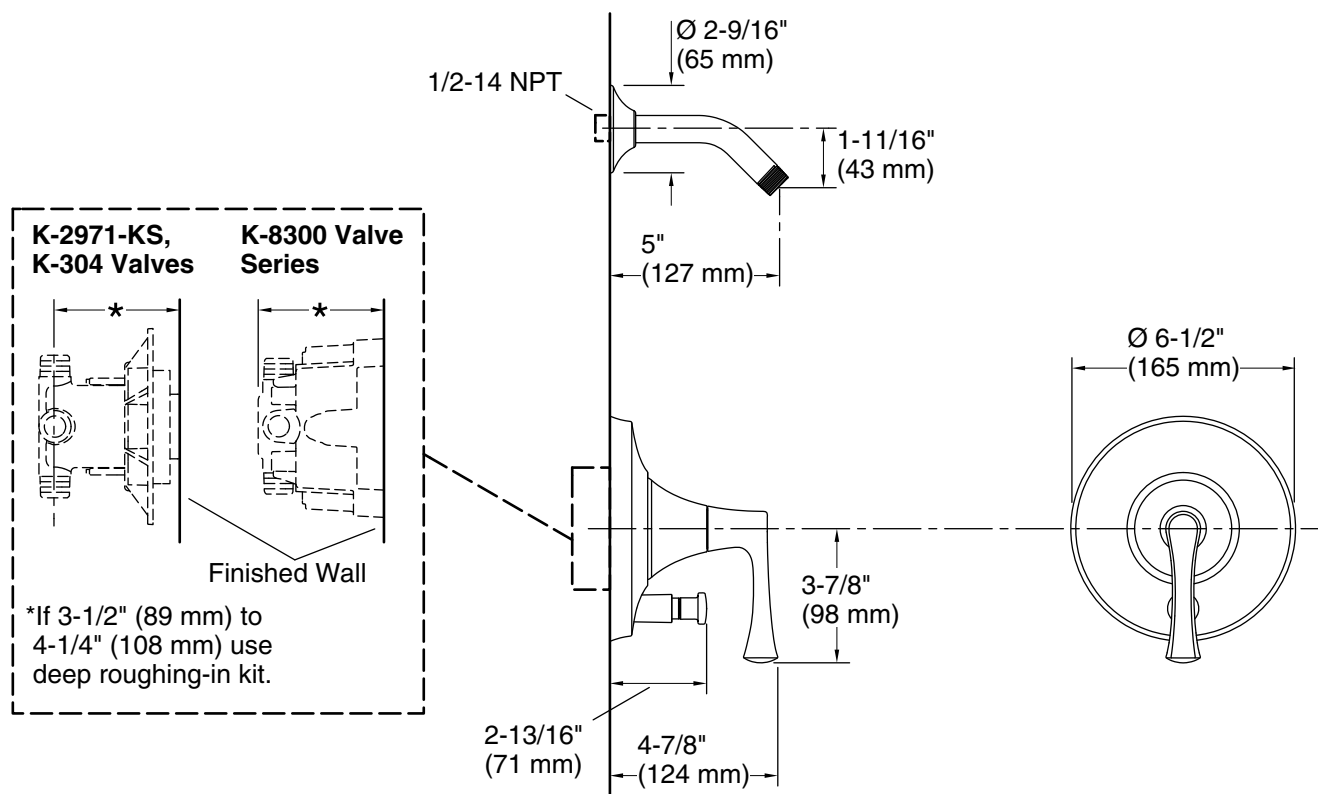
### KOHLER® Faucet Lifetime Limited Warranty

See website for detailed warranty information.

### Available Colors/Finishes

*Color tiles intended for reference only.*

Color	Code	Description
	CP	Polished Chrome
	BN	Vibrant® Brushed Nickel
	BL	Matte Black



## Technical Information

All product dimensions are nominal.

Drain included: No

## Notes

Install the product according to the installation guide.

**NOTICE:** Risk of product damage. Long screws, for installing trim, can damage the K-2971-KS valve. Consult the trim installation guide to verify if the thin wall installation kit (88526) is needed.